

# NC State University Peer Comparison of American Research Libraries

## 2011 American Research Library Investment Rank

Institution	ARL Investment Index Score	Rank in ARL Investment Index
Penn State University	1.35	10
Ohio State University	1.04	14
U Illinois Urbana-Champaign	1.03	15
U Wisconsin -Madison	0.91	18
Texas A & M University	0.72	24
U Florida	0.34	28
<b>N C State University</b>	<b>0.23</b>	<b>31</b>
Rutgers University	0.22	33
Michigan State University	0.09	39
U Arizona	0.00	41
U Maryland -College Park	-0.02	44
Purdue University	-0.21	55
Iowa State University	-0.50	71
UC-Davis	-0.65	89
Colorado State	-0.68	91
Virginia Tech	-0.85	101
Georgia Tech	-1.02	110

Source: The Association of Research Libraries (ARL)

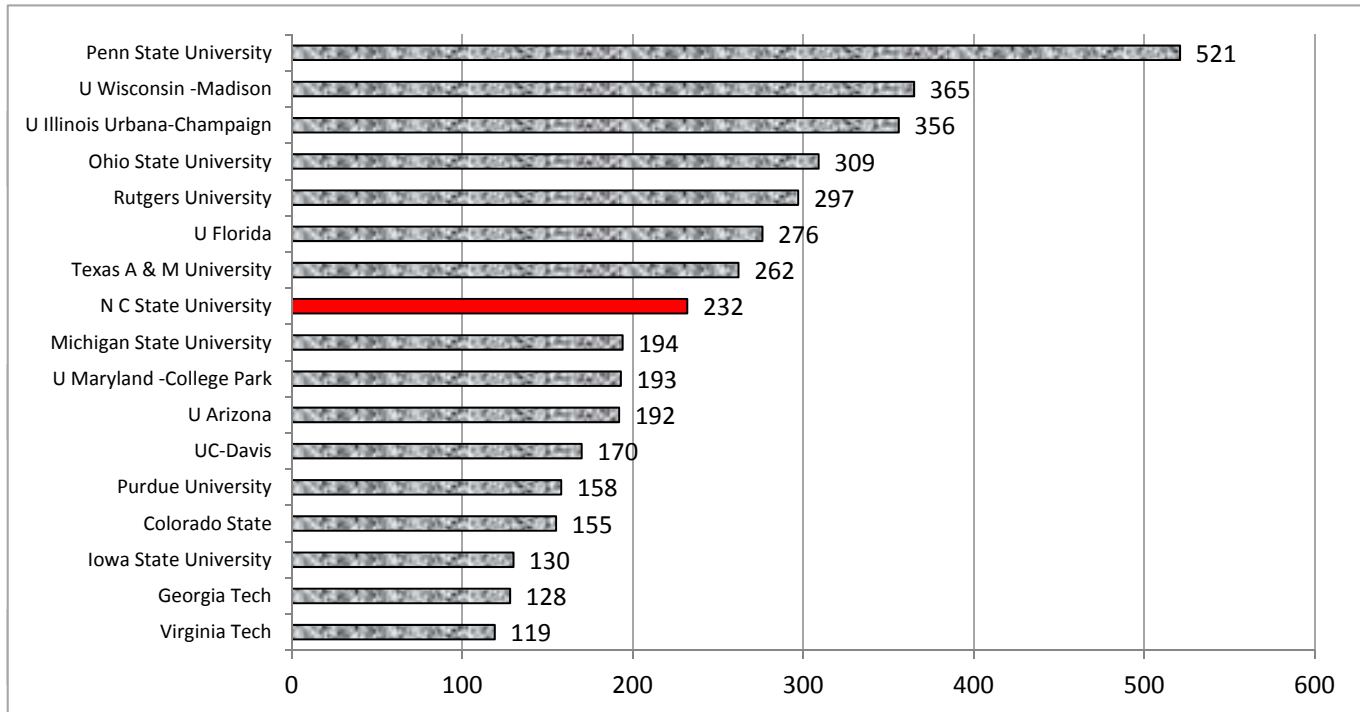
## 2011 University Library Investment

Institution	Total Prof. + Support Staff	Total Materials Expenditures	Professional Salaries & Wages	Total Library Expenditures
Penn State University	521	\$18,336,588	\$11,551,296	\$48,633,920
Ohio State University	309	\$14,289,378	\$10,332,697	\$44,781,264
U Illinois Urbana-Champaign	356	\$16,520,549	\$11,499,932	\$43,476,914
U Wisconsin -Madison	365	\$11,478,784	\$15,243,662	\$41,892,634
Texas A & M University	262	\$17,923,344	\$8,900,822	\$38,300,133
U Florida	276	\$13,699,233	\$7,090,792	\$33,503,188
Rutgers University	297	\$10,728,264	\$7,808,315	\$32,212,672
<b>N C State University</b>	<b>232</b>	<b>\$11,209,938</b>	<b>\$8,200,429</b>	<b>\$32,002,683</b>
Michigan State University	194	\$14,389,983	\$5,338,077	\$29,342,713
U Arizona	192	\$13,884,967	\$5,016,894	\$28,017,643
U Maryland -College Park	193	\$11,944,076	\$7,413,296	\$27,557,302
Purdue University	158	\$11,477,088	\$5,569,045	\$24,968,118
Iowa State University	130	\$12,222,241	\$3,072,234	\$20,273,557
Colorado State	155	\$6,768,578	\$3,095,942	\$18,937,624
UC-Davis	170	\$8,338,203	\$4,163,141	\$18,469,580
Virginia Tech	119	\$8,409,420	\$2,480,104	\$15,561,621
Georgia Tech	128	\$6,610,424	\$3,087,877	\$12,892,996

(Source: The Association of Research Libraries (ARL) is a nonprofit organization of the major research libraries in the US and Canada. The four variables used to determine the ARL investment index scores for each institution are: total professional plus support staff, total materials expenditures, professional salaries & wages, and total library expenditures). For more information, e-mail: [Lewis\\_Carson@ncsu.edu](mailto:Lewis_Carson@ncsu.edu)

# NC State University Peer Comparison of American Research Libraries

## 2011 Professional and Support Library Staff



Source: The Association of Research Libraries (ARL)

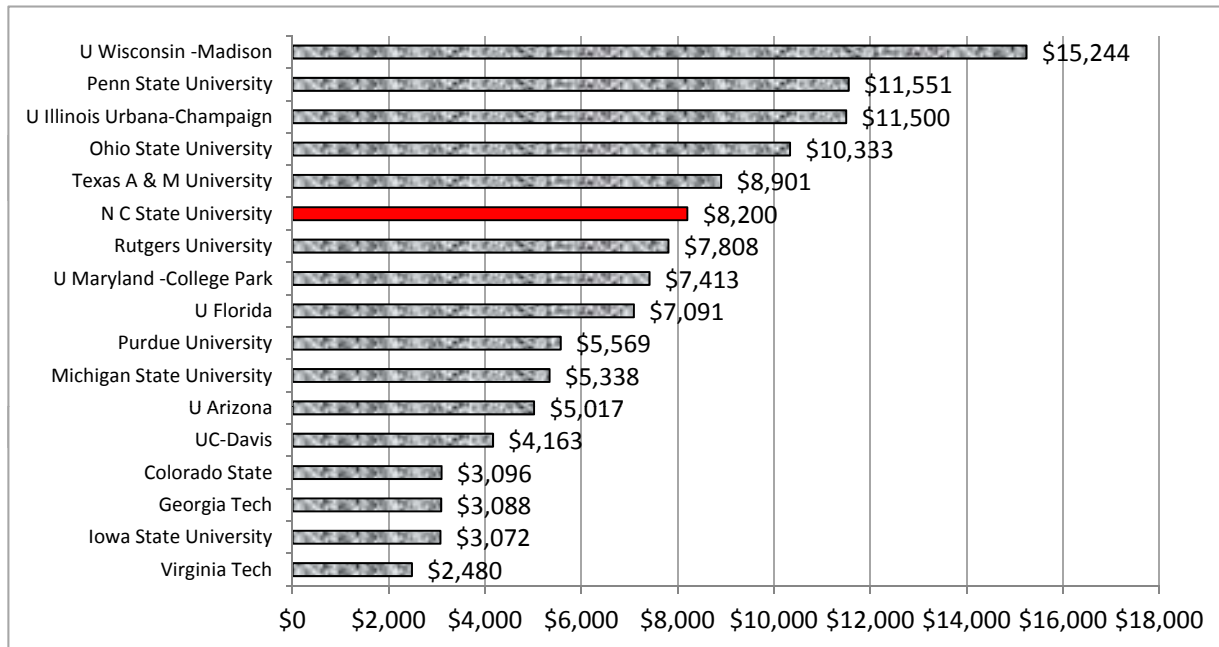
## 2011 Total Materials Expenditures (in \$1000s)



Source: The Association of Research Libraries (ARL)

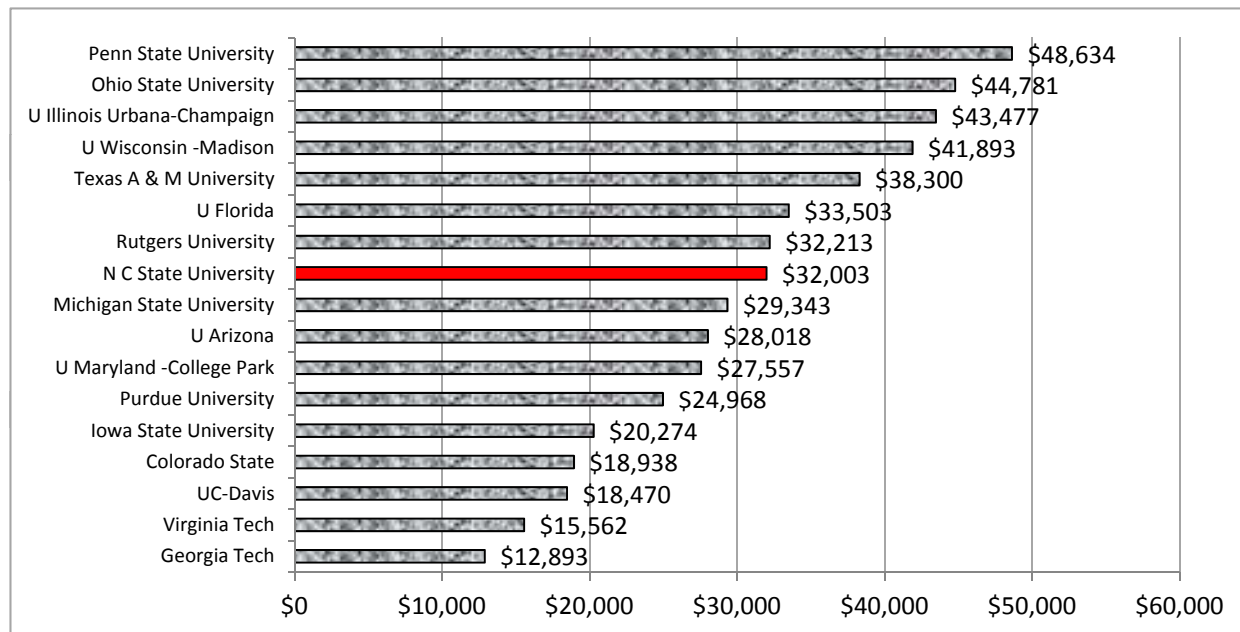
# NC State University Peer Comparison of American Research Libraries

## 2011 Professional Salaries & Wages (in \$1000s)



Source: The Association of Research Libraries (ARL)

## 2011 Total Library Expenditures (in \$1000s)



(Source: The Association of Research Libraries (ARL) is a nonprofit organization of the major research libraries in the US and Canada. The four variables used to determine the ARL investment index scores for each institution are: total professional plus support staff, total materials expenditures, professional salaries & wages, and total library expenditures). For more information, e-mail: [Lewis\\_Carson@ncsu.edu](mailto:Lewis_Carson@ncsu.edu)