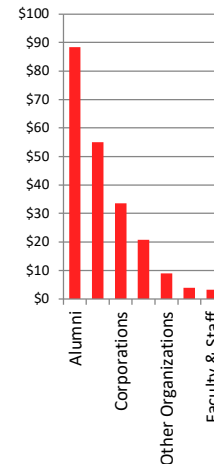


The following numbers are as of May 2024

Development and Gift Activity

As of May 31, 2024	Current			YTD FY '24 Impact Total	YTD FY '23 Impact Total	3 year Average (FY21 - FY23)
	Operations	Endowment	Facilities			
Agriculture and Life Sciences	37,234,696	14,133,845	100,690	51,469,231	33,987,275	39,488,250
Design	1,349,826	10,243,580	20,124	11,613,529	2,229,939	2,613,484
Education	1,265,560	2,279,509	0	3,545,069	15,621,126	11,241,444
Engineering	21,605,933	13,831,853	1,007,809	36,445,596	20,268,106	22,370,974
Humanities & Social Sciences	925,470	8,423,800	0	9,349,270	4,265,721	4,663,315
Poole College of Management	1,496,378	2,914,997	0	4,411,375	6,400,471	6,142,824
Natural Resources	1,713,801	3,073,129	40,248	4,827,179	3,987,114	4,408,918
Sciences	2,050,219	4,081,624	146,300	6,278,143	13,409,026	7,948,795
Wilson College of Textiles	6,285,671	3,427,722	0	9,713,394	9,328,848	6,468,511
Veterinary Medicine	12,741,096	7,780,330	746,529	21,267,954	25,653,284	26,251,388
Alumni Association	178,411	2,399,511	0	2,577,922	871,638	1,906,009
DASA	2,314,246	874,819	80,842	3,269,907	31,798,558	13,314,230
Libraries	547,750	3,090,535	48,789	3,687,074	3,132,582	2,529,972
University-wide	10,706,071	6,033,582	2,291,989	19,031,642	18,474,827	30,491,245
Athletics*	17,594,877	2,384,349	6,051,068	26,030,294	28,049,810	34,890,534
Total	118,010,005	84,973,187	10,534,387	213,517,578	217,478,325	214,729,892

Sources of Gifts
FYTD
(millions)



Source: Advancement Services. New activity is broken out by use of gift funds, i.e., Current Operations, Endowment and Facilities.

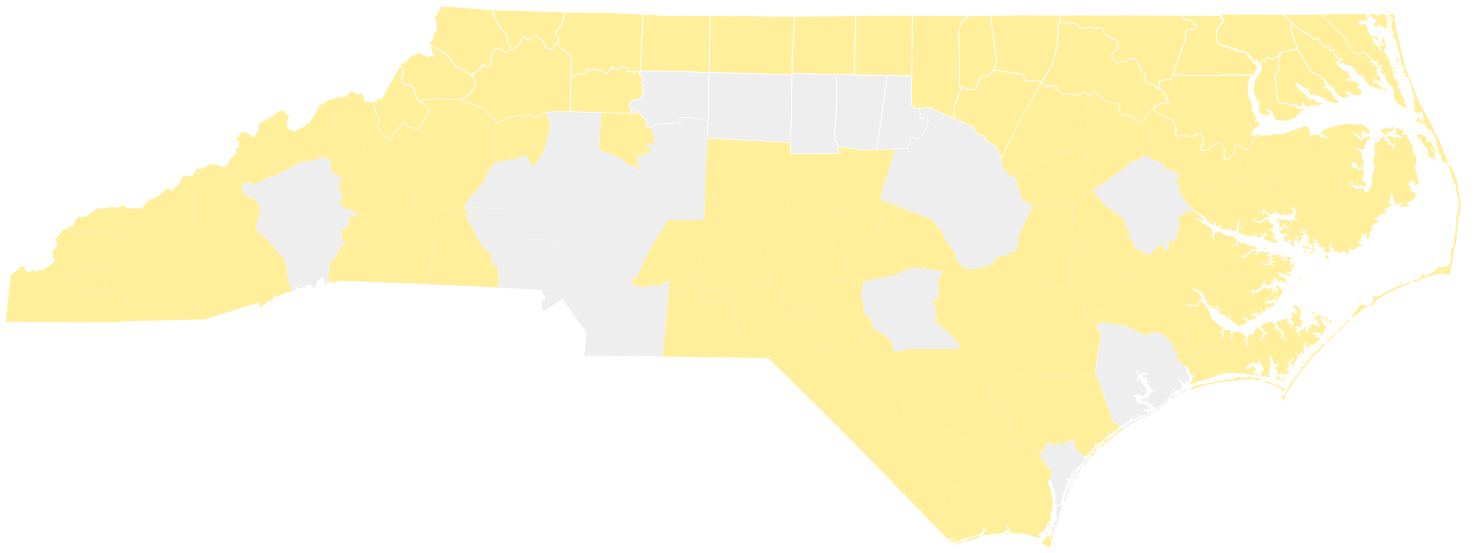
* Includes gift information provided by the NCSU Student Aid Association.

Sponsored Program Activity, Awards and Proposals


	Awarded Projects July 1-May 31			Proposed Projects July 1 - May 31			Contracts & Grants Expenditures		
	SFY 2023	SFY 2024	5 YR AVERAGE	SFY 2023	SFY 2024	5 YR AVERAGE	5/31/2022	5/31/2023	5/31/2024
Chancellor	190,582	387,827	246,565	348,252	1,816,880	1,344,147	136,624	263,430	509,945
Provost	0	0	40,000	0	0	10,000	135,597	-1,012	0
Graduate School	1,757,057	2,286,956	1,775,717	4,841,670	2,241,632	3,082,702	2,100,550	2,405,014	2,981,267
Office of Research & Innovation (ORI)	41,821,731	46,040,357	39,124,881	87,155,447	120,435,076	74,979,557	31,578,754	38,386,866	41,091,321
College of Agriculture & Life Sciences	100,577,692	107,352,370	95,059,628	383,535,879	340,319,917	329,783,633	78,652,206	83,904,226	86,548,496
College of Design	2,948,345	3,426,034	2,488,080	9,475,833	6,265,176	5,639,408	1,762,682	2,077,690	2,604,880
College of Education	23,433,399	14,460,775	16,378,939	64,102,272	103,959,461	74,615,648	14,297,823	14,624,259	18,334,431
College of Engineering	104,546,795	177,067,953	122,322,311	497,376,627	943,671,669	598,812,690	91,659,366	105,163,694	115,808,481
College of Natural Resources	14,421,744	20,126,051	13,358,702	48,935,925	83,097,735	67,171,015	10,812,271	11,922,182	14,407,912
College of Humanities & Social Sciences	5,254,568	2,632,872	5,160,835	13,936,883	40,416,321	27,163,254	5,667,968	4,599,707	4,366,950
College of Sciences	49,173,954	49,091,055	41,846,164	200,297,540	213,174,752	195,433,738	36,715,171	37,485,494	44,827,891
Wilson College of Textiles	14,940,953	9,695,934	9,004,918	28,747,210	23,179,315	26,429,300	4,709,536	5,233,023	5,844,534
College of Veterinary Medicine	20,606,011	17,331,030	20,807,569	107,035,380	121,072,654	95,238,215	26,657,359	20,381,227	21,503,299
Poole College of Management	1,227,545	70,809	1,478,724	3,868,657	1,959,971	3,421,988	1,371,071	1,100,477	1,030,194
Division of Academic & Student Affairs	4,906,281	8,891,485	5,096,183	12,907,212	4,690,070	9,821,945	5,182,961	4,487,922	5,073,676
External Affairs, Partnerships & Economic Development	4,068,424	4,068,424	4,395,230	8,078,023	4,818,424	6,451,543	6,008,414	4,525,635	3,592,977
Vice Chancellor for Finance & Business	0	0	0	0	0	0	221,164	762,167	152,279
Office of Information Technology	0	40,045	20,309	0	40,045	134,941	224,548	96,907	463,408
Other	53,312,451	9,315,605	19,531,200	60,760,720	10,585,621	23,570,384	176,990,041	123,522,375	125,656,685
Totals	443,187,532	472,285,582	398,135,955	1,531,403,530	2,021,744,719	1,543,104,107	332,662,698	351,616,328	384,571,290

Other may include: Office of Professional Development, Data Science Academy, METRIC Magnetic Resonance, Urban Affairs & Community Service, Urban Affairs, NC Live, Transportation, Global Training Initiative, METRITIC X-Ray Crystallography, Office of Global Engagement, McKimmon Center and Continuing Education, Athletics, Interdisciplinary Programs (SVP Office), Libraries, EMAS, Information Technology Division, Institute for Emerging Issues, OIED, OIA, Assoc. Vice Chancellor EH & PS Division, Facilities Division, Inst. Reserves & Expenses, University Payments and Reserves, Core Research Facilities, Shelton Center

Notes:



ANNUAL IMPACTS 2023





1,000+ Experts
101 Local Centers



26,000+
Education Programs



\$13M
Volunteer Time¹

¹Est. value of volunteer services
in 2023 (independentsector.org)

WE MEET PEOPLE WHERE THEY ARE



On the Farm



In the City



Online

	RURAL	URBAN / SUBURBAN
Educational Programs:	18,673	7,567
Participants:	1.4M	~745K

A SYSTEM OF SOLUTIONS...



IDENTIFY ISSUES

Extension experts in every county engage with farmers, businesses and families to determine local challenges



RESEARCH SOLUTIONS

County- and campus-based experts collaborate to research and better understand the issues



TRANSFER RESULTS

Extension delivers research-based resources back to communities, translating knowledge into solutions

...BENEFITING STAKEHOLDERS STATEWIDE



AGRICULTURE



BUSINESS



COMMUNITIES



EDUCATION



FAMILIES



GOVERNMENT

✓ Economic Prosperity ✓ Healthy Families ✓ Future Leaders ✓ Thriving Communities



[go.ncsu.edu/
ExtensionImpacts](https://go.ncsu.edu/ExtensionImpacts)

NC STATE

EXTENSION

NC State University is an equal opportunity provider.