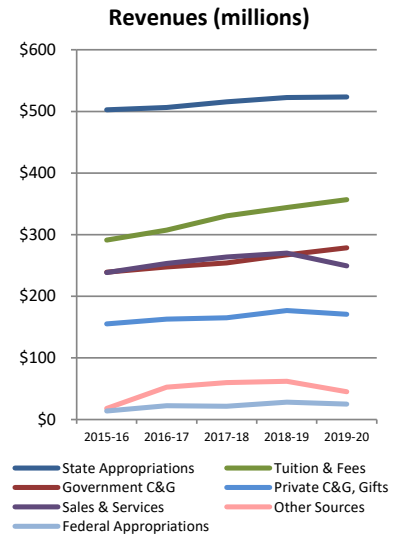


Recent History for Revenue Sources

Revenues	2015-16	2016-17	2017-18	2018-19	2019-20	Change
Tuition & Fees	\$291,175,319	\$307,439,091	\$330,352,213	\$343,851,837	\$356,776,551	23%
Federal Appropriations	13,847,694	22,562,648	21,625,829	28,197,988	25,194,404	82%
State Appropriations	502,533,983	506,418,963	515,352,772	522,482,253	523,411,454	4%
Government Contracts & Grants	239,087,700	247,742,766	253,910,765	267,416,233	278,641,165	17%
Private Contracts, Grants, & Gift	155,178,711	163,034,249	165,326,701	176,856,148	170,667,148	10%
Other Noncapital Grants	793,723	530,255	976,193	425,302	440,961	-44%
Sales & Services	238,447,749	253,461,699	263,608,903	270,041,526	249,151,047	4%
Other Sources	18,007,611	52,602,631	60,068,297	62,053,748	45,142,611	151%
Total Revenues	\$1,459,072,490	\$1,553,792,302	\$1,611,221,674	\$1,671,325,035	\$1,649,425,341	13%

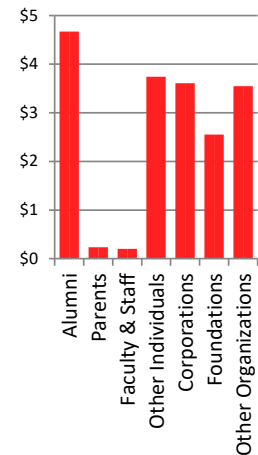


Source: Finance & Administration

Development and Gift Activity

As of August 31, 2020	Current			Year-to-date FY21 Totals	Year-to-date FY20 Totals	3 year Average (FY18-FY20)
	Operations	Endowment	Facilities			
Agriculture and Life Sciences	2,745,988	3,525,623	1,414,550	7,686,160	3,674,363	3,550,912
Design	17,437	87,139	0	104,576	127,438	200,805
Education	74,574	154,991	0	229,565	237,719	116,799
Engineering	836,850	527,929	48,763	1,413,542	3,710,930	2,887,581
Humanities & Social Sciences	54,843	40,087	0	94,930	247,894	274,526
Poole College of Management	80,933	221,576	0	302,510	19,931,671	6,893,045
Natural Resources	27,127	113,855	48,083	189,065	1,287,830	574,121
Sciences	1,027,130	176,357	0	1,203,487	451,006	486,203
Wilson College of Textiles	75,000	1,001,000	0	1,076,000	828,182	1,071,656
Veterinary Medicine	1,168,965	233,817	35,000	1,437,782	1,578,483	2,649,285
Alumni Association	7,186	200,073	0	207,258	16,762	80,827
DASA	55,804	8,715	0	64,519	286,206	230,259
Libraries	272,619	16,230	0	288,849	330,354	145,153
University-wide	2,464,939	552,169	400	3,017,509	7,618,870	4,122,133
Athletics*	1,190,234	19,256	27,070	1,236,559	1,863,281	1,092,778
Total	10,099,629	6,878,816	1,573,866	18,552,311	42,190,988	24,376,084

Sources of Gifts FYTD (millions)



Source: Advancement Services. New activity is broken out by use of gift funds, i.e., Current Operations, Endowment and Facilities.

* Includes gift information provided by the NCSU Student Aid Association (cash receipts only)

Sponsored Program Activity, Awards and Proposals

	Awarded Projects through August 31, 2020			Proposed Projects through August 31, 2020			Contracts & Grants Expenditures		
	2020 YTD	2021 YTD	5 YR AVERAGE	2020 YTD	2021 YTD	5 YR AVERAGE	8/31/2018	8/31/2019	8/31/2020
Chancellor	0	0	0	0	1,524,056	315,150	671,431	915,837	1,264,256
Agriculture & Life Sciences	25,878,830	22,206,083	17,516,046	62,618,768	123,383,286	60,817,036	11,822,108	12,480,536	13,950,840
Design	244,839	189,556	167,775	576,626	398,644	721,944	277,296	288,801	253,204
Education	4,675,698	8,511,272	4,938,930	17,993,681	18,791,054	14,152,321	2,578,300	4,316,321	3,301,488
Engineering	39,283,141	30,586,897	32,690,796	72,882,237	80,587,197	63,979,032	16,888,471	17,686,289	15,241,934
Humanities & Social Sciences	5,485,406	1,722,319	2,993,718	4,670,292	6,216,363	4,485,206	1,196,584	1,123,847	820,616
Poole College of Management	2,329,956	60,486	621,170	3,183,456	1,317,277	1,454,619	314,150	352,627	333,037
Natural Resources	2,497,505	1,848,981	1,957,291	5,972,146	12,075,402	9,449,969	1,637,109	1,932,430	1,778,491
College of Sciences	9,489,306	8,220,708	11,171,559	29,916,136	32,830,288	28,339,109	8,114,148	7,203,926	6,837,911
Wilson College of Textiles	1,056,956	415,376	892,961	1,065,972	11,020,526	3,881,777	894,459	933,277	762,601
Veterinary Medicine	2,542,155	7,848,993	3,529,034	20,889,372	27,011,103	18,778,472	1,424,728	1,674,560	2,254,749
Finance & Administration	209,468	145,357	82,151	0	0	338,407	1,534	11,703	0
Information Technology	0	0	0	0	50,452	181,933	26,845	0	2,815
Provost	13,978,940	1,227,909	7,028,553	8,668,865	3,083,205	6,276,371	2,862,618	2,587,936	2,679,577
Research & Innovation	5,999,719	5,797,147	5,733,609	11,263,874	4,971,916	4,738,522	8,199,561	6,599,411	6,834,181
Totals:	113,671,919	88,781,084	89,323,593	239,701,425	323,260,769	217,909,870	56,909,343	58,107,499	56,315,701

Provost's expenditures include: Graduate School, McKimmon, DASA, Libraries, EMAS, Academic Outreach, Equity & Diversity, International Affairs.

Chancellor's expenditures include the Institute for Emerging Issues.

Source: Awards and proposals from Office of Research and Innovation, and year-to-date C&G expenditures from Office of Contracts and Grants.



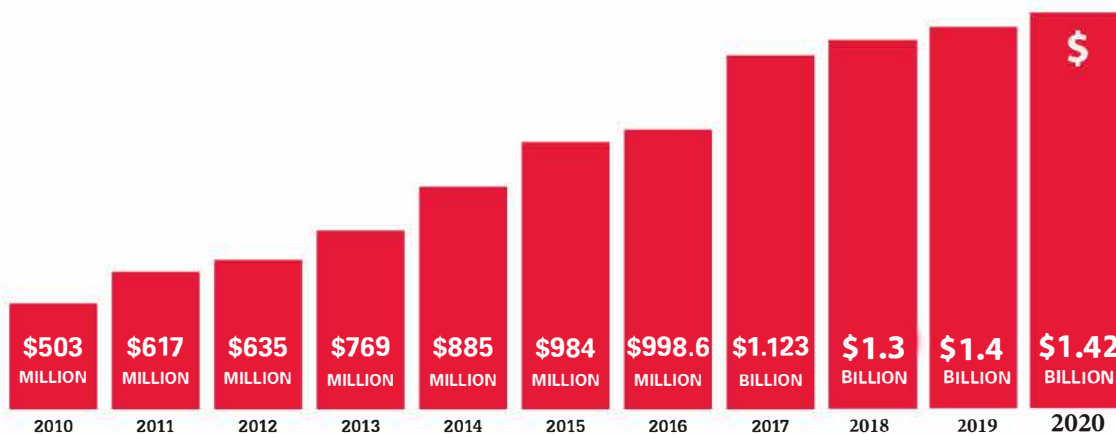
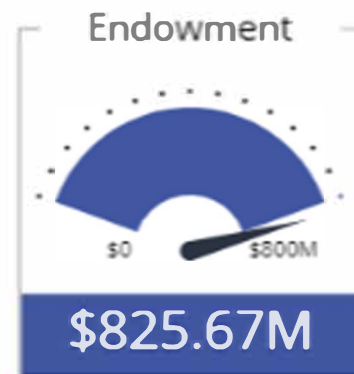
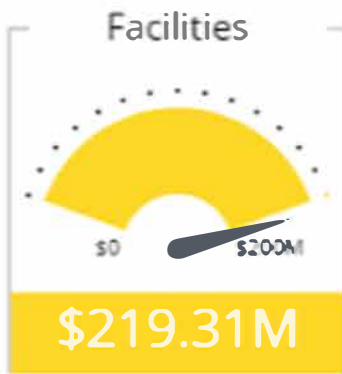
THINK AND DO THE EXTRAORDINARY

The Campaign for NC State



\$235.4M private support in FY20

The highest total in NC State history



Endowment Growth

since 2010