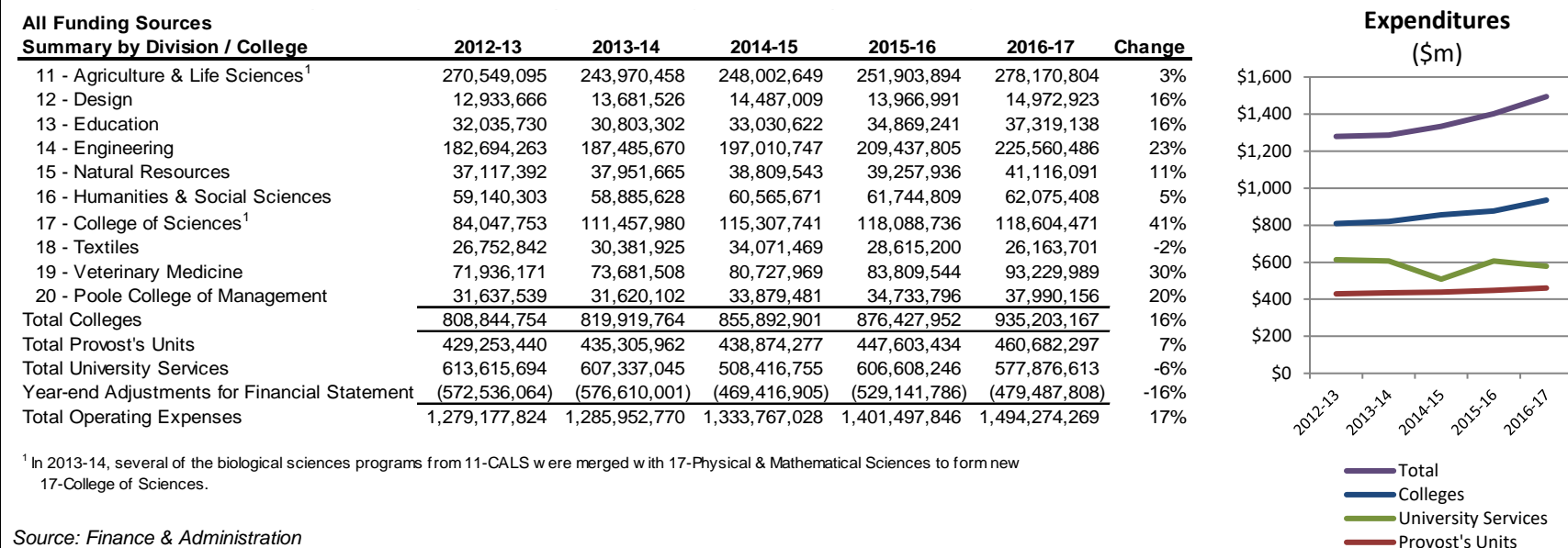
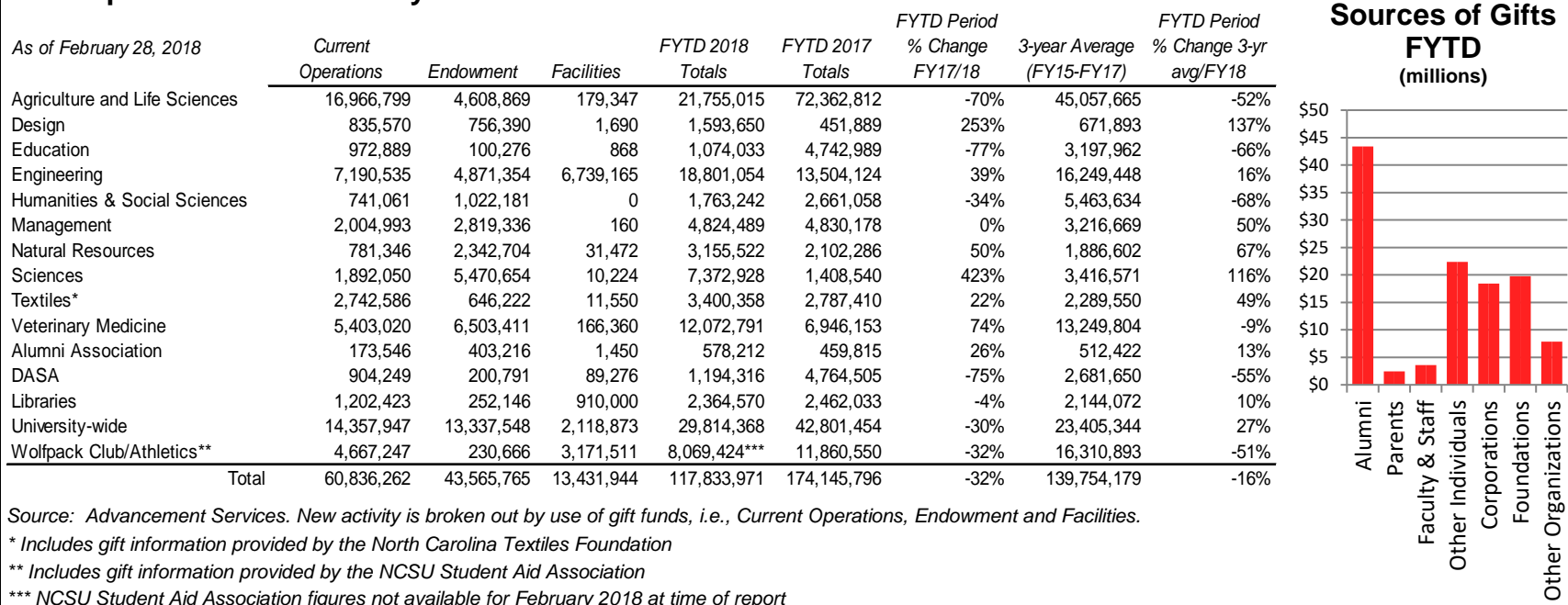


## 5-Year Expenditure Trend (year end actual expenditures)



## Development and Gift Activity



## Sponsored Program Activity, Awards and Proposals

	Awarded Projects through Feb. 28, 2018			Proposed Projects through Feb. 28, 2018			Contracts & Grants Expenditures		
	2017 YTD	2018 YTD	5 YR AVERAGE	2017 YTD	2018 YTD	5 YR AVERAGE	2/28/2016	2/28/2017	2/28/2018
Chancellor	149,086	15,244	45,706	3,869,221	2,377,234	1,514,077	177,188	55,667	82,164
Agriculture & Life Sciences	99,586,910	47,761,257	62,240,635	165,189,609	114,626,537	114,676,686	41,565,196	43,279,526	44,705,502
Design	823,525	1,474,522	791,595	6,504,143	3,403,360	2,974,341	619,960	585,806	678,590
Education	17,137,286	10,110,507	9,462,015	30,656,836	32,214,121	31,518,104	6,694,490	6,581,885	9,051,279
Engineering	98,921,895	66,683,799	79,550,472	314,665,423	304,506,120	305,407,008	51,847,842	54,340,276	59,579,731
Humanities & Social Sciences	5,209,133	5,107,801	5,168,673	17,991,690	17,495,464	15,865,246	4,954,709	4,454,181	4,449,998
Poole College of Management	867,218	1,253,512	747,459	2,322,420	1,884,842	1,609,607	811,179	671,381	1,076,872
Natural Resources	7,233,281	6,595,083	7,928,200	34,685,805	26,287,340	24,942,488	6,928,374	6,419,675	7,081,246
College of Sciences	21,483,424	26,954,821	23,991,969	173,674,696	109,916,250	133,952,997	27,673,962	26,490,070	27,360,176
Textiles	11,943,707	4,524,766	7,844,289	22,275,229	11,826,035	14,107,845	3,911,835	3,050,395	3,602,677
Veterinary Medicine	7,309,551	7,395,323	7,514,500	54,545,600	56,412,116	42,786,964	5,427,703	6,569,446	6,880,306
Finance & Administration	54,859	53,762	58,963	0	55,931	14,924	46,078	28,245	32,631
Information Technology	0	0	112,371	0	96,744	27,471	113,089	34,076	0
Provost	8,231,123	9,262,695	8,297,733	16,259,401	9,027,518	10,210,568	13,633,577	13,548,191	15,014,518
Research, Innov & Econ Dev	19,247,496	23,462,078	23,508,384	110,702,400	47,517,550	48,714,565	26,860,991	33,040,043	28,296,378
Totals:	298,198,494	210,655,170	237,262,963	953,342,473	737,647,162	748,322,890	191,266,171	199,148,862	207,892,069

Provost's expenditures include Graduate School, DASA, McKimmon, Libraries, EMAS, Academic Outreach, Equity & Diversity, and International Affairs.

Source: Awards and proposals from Office of Research, Innovation, and Economic Development (ORIED), and year-to-date C&G expenditures from Office of Contracts and Grants



# THINK AND DO THE EXTRAORDINARY

The Campaign for NC State



**\$224.8M** private support in FY17

39 percent increase from 2016

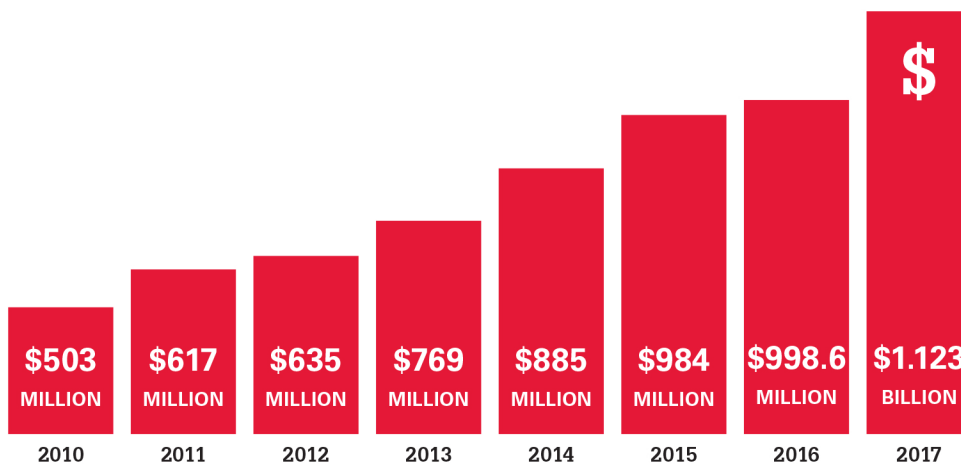
The highest total in NC State history



**11 New Distinguished  
Professorships in FY17**



**71 New Scholarships and  
Fellowships in FY17**



**123%**  
**Endowment  
Growth**

since 2010



**\$1.23B**

toward \$1.6B goal  
as of 3.9.18

