

State Budget Highlights

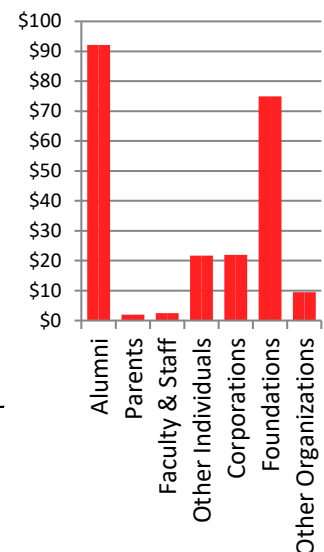
- Full funding for enrollment growth
- Enrollment funding to be based on verification of actual enrollment
- \$1,000 across-the-board salary increase for full-time SHRA university employees
- Funding pool equivalent to \$1,000 for each State-funded EHRA FTE
- 3 Annual leave days for all full-time employees
- Full funding for building reserves
- \$50.5 million for repairs and renovations (UNC System)
- \$2 million non-recurring for NC State's participation in the National Institute for Innovation in Manufacturing Biopharmaceuticals in FY 2017-18
- Funding for NC State Extension, to include \$700,000 continuing in FY 2017-18 and an additional \$100,000 continuing in FY 2018-19
- \$5.1 million for the Food Processing Innovation Center, to be housed at the NC Research Campus in partnership with the College of Agriculture and Life Sciences, \$700,000 of which is continuing
- \$1 million non-recurring for Faculty Recruitment and Retention (UNC System)
- \$1 million non-recurring for the Research Opportunity Initiative (UNC System)
- Board of Governors will monitor creation of new positions over \$70,000 and salary increases of more than 5% that would result in annual salary of \$100,000 or greater
- Board of Governors will study equal opportunity policies at each campus

Source: Finance & Administration

Development and Gift Activity

| As of June 30, 2017           | Current           |                   |                   | FYTD 2017 Totals   | FYTD 2016 Totals   | FYTD Period % Change FY16/17 | FYTD Period 3-year Average (FY14-FY16) | FYTD Period % Change 3-yr avg/FY17 |
|-------------------------------|-------------------|-------------------|-------------------|--------------------|--------------------|------------------------------|--|------------------------------------|
|                               | Operations        | Endowment         | Facilities        |                    |                    |                              |  |                                    |
| Agriculture and Life Sciences | 23,815,965        | 14,662,307        | 45,633,618        | 84,111,890         | 39,904,295         | 111%                         | 43,854,519                             | 92%                                |
| Design                        | 930,399           | 765,387           | 15,206            | 1,710,992          | 1,005,115          | 70%                          | 1,424,307                              | 20%                                |
| Education                     | 3,283,485         | 2,315,744         | 6,309             | 5,605,538          | 3,879,492          | 44%                          | 2,230,337                              | 151%                               |
| Engineering                   | 10,237,585        | 9,843,475         | 2,708,675         | 22,789,736         | 30,468,121         | -25%                         | 24,166,276                             | -6%                                |
| Humanities & Social Sciences  | 682,932           | 2,999,574         | 0                 | 3,682,507          | 5,441,667          | -32%                         | 5,737,161                              | -36%                               |
| Management                    | 2,680,115         | 2,162,312         | 493,442           | 5,335,870          | 2,897,370          | 84%                          | 4,574,623                              | 17%                                |
| Natural Resources             | 1,435,170         | 913,308           | 873,336           | 3,221,814          | 2,420,866          | 33%                          | 2,772,430                              | 16%                                |
| Sciences                      | 1,849,861         | 808,793           | 22,260            | 2,680,915          | 13,804,994         | -81%                         | 8,807,926                              | -70%                               |
| Textiles*                     | 1,542,286         | 2,468,280         | 28,581            | 4,039,147          | 1,476,784          | 174%                         | 2,347,522                              | 72%                                |
| Veterinary Medicine           | 6,027,037         | 11,179,727        | 114,694           | 17,321,458         | 14,034,544         | 23%                          | 22,389,983                             | -23%                               |
| Alumni Association            | 140,109           | 679,786           | 1,956             | 821,851            | 518,971            | 58%                          | 796,864                                | 3%                                 |
| DASA                          | 1,192,955         | 4,016,733         | 268,898           | 5,478,586          | 2,174,411          | 152%                         | 2,395,047                              | 129%                               |
| Libraries                     | 875,769           | 545,508           | 1,850,912         | 3,272,189          | 2,063,161          | 59%                          | 2,318,486                              | 41%                                |
| University-wide               | 16,897,848        | 28,649,576        | 41,792            | 45,589,216         | 16,326,156         | 179%                         | 35,003,452                             | 30%                                |
| Wolfpack Club/Athletics**     | 13,037,258        | 497,984           | 5,596,355         | 19,131,597         | 26,166,626         | -27%                         | 27,236,521                             | -30%                               |
| <b>Total</b>                  | <b>84,628,774</b> | <b>82,508,497</b> | <b>57,656,035</b> | <b>224,793,307</b> | <b>162,582,573</b> | <b>38%</b>                   | <b>186,055,454</b>                     | <b>21%</b>                         |

Sources of Gifts FYTD (millions)



Source: Advancement Services. New activity is broken out by use of gift funds, i.e., Current Operations, Endowment and Facilities.

\* Includes gift information provided by the North Carolina Textiles Foundation

\*\* Includes gift information provided by the NCSU Student Aid Association

Sponsored Program Activity, Awards and Proposals

|                              | Awarded Projects through June 30, 2017 |                    |                    | Proposed Projects through June 30, 2017 |                      |                      | Contracts & Grants Expenditures |                    |                    |
|------------------------------|--|--------------------|--------------------|---|----------------------|----------------------|---------------------------------|--------------------|--------------------|
|                              | 2016 YTD                               | 2017 YTD           | 5 YR AVERAGE       | 2016 YTD                                | 2017 YTD             | 5 YR AVERAGE         | 6/30/2015                       | 6/30/2016          | 6/30/2017          |
| Chancellor                   | 51,200                                 | 199,086            | 179,899            | 1,433,356                               | 3,869,221            | 1,674,918            | 658,618                         | 411,208            | 222,492            |
| Agriculture & Life Sciences  | 70,582,599                             | 114,527,067        | 74,825,094         | 160,631,583                             | 214,219,670          | 176,718,677          | 57,320,621                      | 61,452,012         | 65,919,007         |
| Design                       | 1,262,042                              | 1,988,766          | 1,051,568          | 2,843,838                               | 7,589,921            | 4,527,308            | 1,304,113                       | 909,431            | 870,347            |
| Education                    | 9,595,407                              | 19,437,621         | 9,838,819          | 44,318,770                              | 38,322,456           | 34,271,545           | 10,213,884                      | 10,209,091         | 11,048,765         |
| Engineering                  | 114,147,975                            | 130,500,277        | 100,922,718        | 348,110,542                             | 453,244,636          | 402,067,037          | 78,058,785                      | 77,726,718         | 84,375,929         |
| Humanities & Social Sciences | 6,986,439                              | 7,225,554          | 6,709,490          | 24,464,993                              | 33,852,118           | 25,049,936           | 7,966,971                       | 7,265,779          | 6,920,896          |
| Poole College of Management  | 591,691                                | 1,241,155          | 1,117,616          | 3,123,923                               | 3,481,596            | 2,681,195            | 1,234,974                       | 1,141,030          | 962,920            |
| Natural Resources            | 10,869,878                             | 16,252,476         | 12,193,252         | 33,206,668                              | 60,176,402           | 44,887,898           | 11,182,909                      | 10,041,125         | 9,973,742          |
| College of Sciences          | 39,891,793                             | 40,488,509         | 40,379,128         | 257,742,789                             | 242,756,498          | 227,744,830          | 40,326,938                      | 40,862,433         | 39,285,792         |
| Textiles                     | 11,319,889                             | 15,346,450         | 12,218,865         | 18,175,591                              | 29,304,147           | 23,665,398           | 6,358,939                       | 5,629,946          | 4,721,277          |
| Veterinary Medicine          | 10,322,118                             | 11,454,880         | 10,120,753         | 55,403,697                              | 75,892,258           | 50,736,345           | 8,350,386                       | 8,295,088          | 9,505,867          |
| Finance & Administration     | 54,509                                 | 54,859             | 61,971             | 54,859                                  | 53,762               | 72,591               | 62,982                          | 65,004             | 39,970             |
| Information Technology       | 0                                      | 0                  | 135,131            | 999,925                                 | 0                    | 1,460,988            | 429,402                         | 70,619             | 34,076             |
| Provost                      | 30,561,355                             | 10,959,849         | 17,042,882         | 34,122,693                              | 21,552,244           | 21,219,234           | 18,874,333                      | 19,721,896         | 19,893,855         |
| Research, Innov & Econ Dev   | 42,366,530                             | 35,598,397         | 34,025,467         | 47,675,297                              | 128,539,961          | 71,387,678           | 32,765,019                      | 43,142,289         | 48,428,008         |
| <b>Totals:</b>               | <b>348,603,425</b>                     | <b>405,274,946</b> | <b>320,822,653</b> | <b>1,032,308,524</b>                    | <b>1,312,854,890</b> | <b>1,088,165,578</b> | <b>275,108,874</b>              | <b>286,943,668</b> | <b>302,202,946</b> |

Provost's expenditures include Graduate School, DASA, McKimmon, Libraries, EMAS, Academic Outreach, Equity & Diversity, and International Affairs.

Source: Awards and proposals from Office of Research, Innovation, and Economic Development (ORIED), and year-to-date C&G expenditures from Office of Contracts and Grants

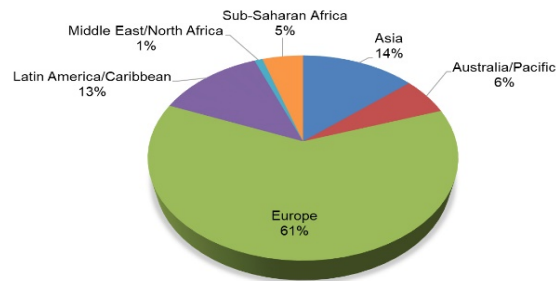
**Get Involved with Global Engagement**

**Office of Global Engagement Website:** [international.ncsu.edu](http://international.ncsu.edu)  
 Visit the Website to learn more about NC State's in- depth partnerships and collaborations with leading international institutions throughout the world.

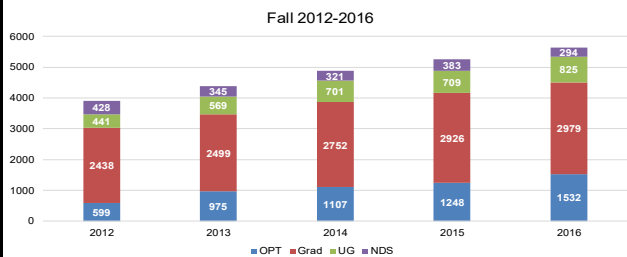
**Global Partners Database:** [partners.international.ncsu.edu](http://partners.international.ncsu.edu)  
 Use Global Partners Database to search for internationally-relevant faculty and staff expertise as well as institutional linkages between NC State and partner universities abroad. NC State faculty and staff members are invited to create a profile using their Unity ID.

**Global Eyes Newsletter:**  
 The GlobalEyes Newsletter provides important news and announcements about international activities, events and programs at NC State. Sign up on the homepage.

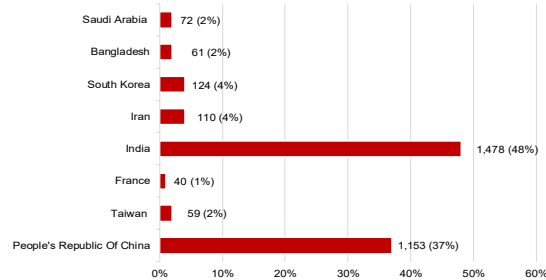
**Study Abroad by World Regions 2016-17**



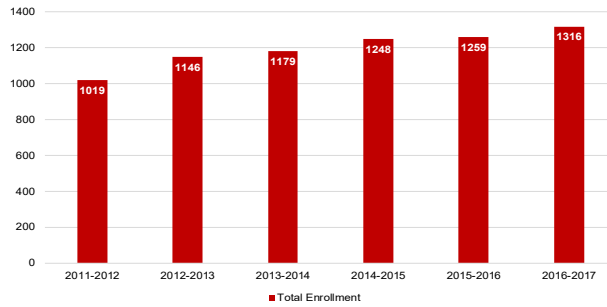
**International Student Enrollment**



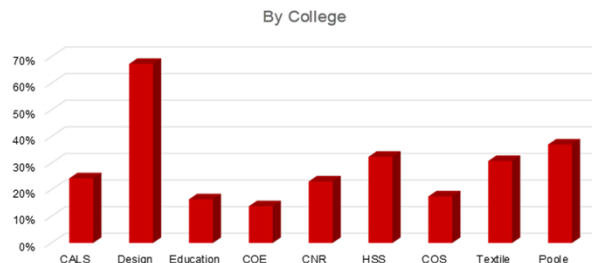
**International Student Enrollment by Country 2016**



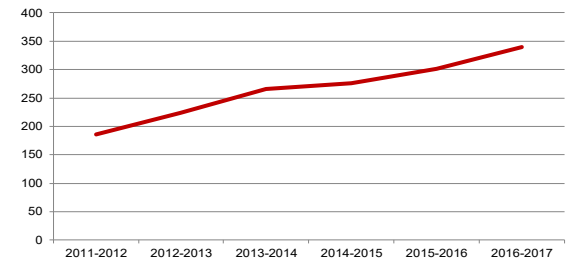
**Study Abroad Participation**



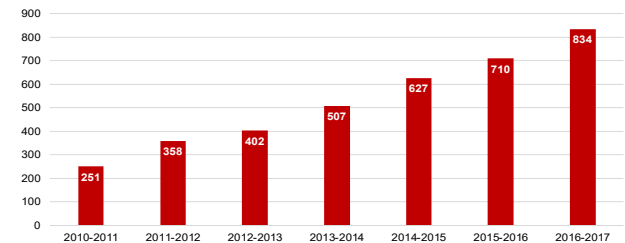
**Study Abroad Undergraduate Participation 2016-17**



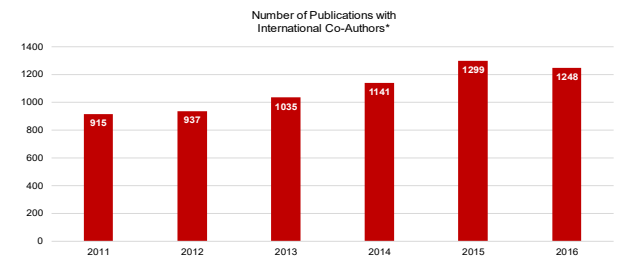
**Underrepresented Minority Student Participation in Study Abroad**



**Undergraduate International Student Enrollment**



**International Publication Collaboration**



\*Publications with international collaborators (total=6,575), web of science (2011-2016)