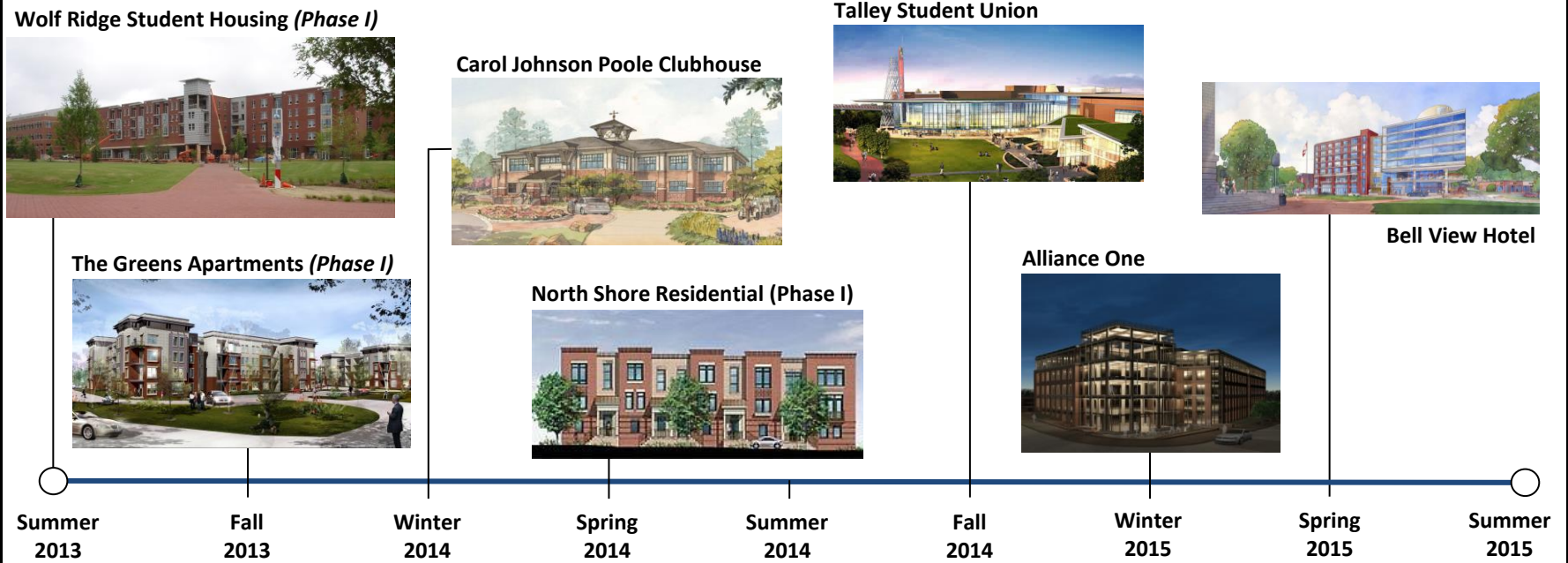


**Current Capital Projects Timeline: Anticipated Completion Dates**



**Development and Gift Activity**

| (as of June 30)                  | New Endowment Activity | Gifts (includes Endowment) | New Commitments    | YTD 2013 Totals    | YTD 2012 Totals    | YTD                       |                      | Sources of Gifts YTD (millions) |
|----------------------------------|------------------------|----------------------------|--------------------|--------------------|--------------------|---------------------------|----------------------|---------------------------------|
|                                  |                        |                            |                    |                    |                    | Period % Change FY12/FY13 | Year End 2012 Totals |                                 |
| Agriculture and Life Sciences    | 14,369,974             | 16,593,719                 | 11,965,094         | 28,558,813         | 25,302,649         | 13%                       | 25,302,649           |                                 |
| Design                           | 619,480                | 680,362                    | 521,586            | 1,201,948          | 698,606            | 72%                       | 698,606              |                                 |
| Education                        | 108,059                | 602,342                    | 35,844             | 638,186            | 1,052,862          | -39%                      | 1,052,862            |                                 |
| Engineering                      | 9,828,630              | 6,488,524                  | 10,994,053         | 17,482,577         | 11,584,896         | 51%                       | 11,584,896           |                                 |
| Humanities & Social Sciences     | 857,667                | 671,073                    | 805,079            | 1,476,152          | 904,249            | 63%                       | 904,249              |                                 |
| Poole College of Management      | 1,183,539              | 1,127,966                  | 1,159,157          | 2,287,123          | 2,106,767          | 9%                        | 2,106,767            |                                 |
| Natural Resources                | 7,823,665              | 1,598,636                  | 7,433,390          | 9,032,025          | 2,488,007          | 263%                      | 2,488,007            |                                 |
| Physical & Mathematical Sciences | 659,082                | 1,652,608                  | 854,639            | 2,507,247          | 2,397,597          | 5%                        | 2,397,597            |                                 |
| Textiles                         | 280,453                | 1,065,819                  | 3,308,881          | 4,374,701          | 893,636            | 390%                      | 893,636              |                                 |
| Veterinary Medicine              | 5,539,553              | 4,930,109                  | 5,952,814          | 10,882,923         | 8,906,393          | 22%                       | 8,906,393            |                                 |
| Alumni Association               | 475,451                | 353,837                    | 326,064            | 679,901            | 730,435            | -7%                       | 730,435              |                                 |
| ARTS NC State                    | 126,646                | 643,451                    | 599,814            | 1,243,265          | 1,000,420          | 24%                       | 1,000,420            |                                 |
| Libraries                        | 236,777                | 3,440,130                  | 174,890            | 3,615,020          | 2,064,903          | 75%                       | 2,064,903            |                                 |
| University-wide                  | 86,102,077             | 44,427,802                 | 53,451,768         | 97,879,570         | 30,326,899         | 223%                      | 30,326,899           |                                 |
| Athletics                        | 1,484,843              | 13,120,108                 | 3,234,797          | 16,354,905         | 20,906,571         | -22%                      | 20,906,571           |                                 |
| <b>Total</b>                     | <b>129,695,897</b>     | <b>97,396,486</b>          | <b>100,817,869</b> | <b>198,214,355</b> | <b>111,364,891</b> | <b>78%</b>                | <b>111,364,891</b>   |                                 |

Source: Advancement Services

Gifts includes cash, matching gifts, and gifts-in-kind. New Commitments includes bequest expectancies and pledges.

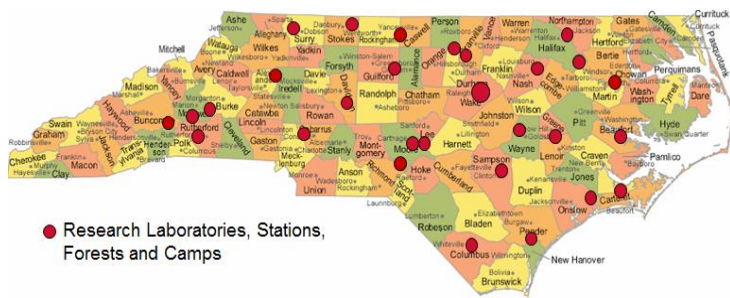
**Sponsored Program Activity, Awards and Proposals**

|                                  | Awarded Projects through June 30, 2013 |                    |                    | Proposed Projects through June 30, 2013 |                    |                    | Contracts & Grants Expenditures |                    |                    |
|----------------------------------|--|--------------------|--------------------|---|--------------------|--------------------|---------------------------------|--------------------|--------------------|
|                                  | 2012 YTD                               | 2013 YTD           | 5 YR Avg           | 2012 YTD                                | 2013 YTD           | 5 YR Avg           | FY 2010-11                      | FY 2011-12         | FY 2012-13         |
| Chancellor                       | 460,485                                | 555,709            | 737,573            | 579,928                                 | 370,709            | 1,177,318          | 615,340                         | 1,030,096          | 946,615            |
| Agriculture & Life Sciences      | 77,306,198                             | 57,854,827         | 63,147,151         | 219,343,398                             | 193,971,811        | 249,759,827        | 54,673,771                      | 61,779,497         | 55,426,442         |
| Design                           | 1,408,622                              | 982,777            | 1,035,396          | 5,564,612                               | 1,271,592          | 3,128,004          | 632,756                         | 800,036            | 1,113,837          |
| Education                        | 10,203,426                             | 4,784,133          | 9,096,522          | 13,028,317                              | 16,994,032         | 31,291,813         | 6,182,246                       | 9,234,792          | 9,376,883          |
| Engineering                      | 71,672,564                             | 75,800,867         | 74,604,149         | 329,692,693                             | 325,078,616        | 329,972,243        | 65,833,722                      | 71,536,723         | 69,334,641         |
| Humanities & Social Sciences     | 7,948,529                              | 7,438,531          | 5,601,069          | 18,973,515                              | 17,341,269         | 20,521,867         | 4,411,062                       | 5,343,644          | 6,318,586          |
| Poole College of Management      | 511,746                                | 1,442,796          | 1,007,911          | 1,410,020                               | 4,335,006          | 3,149,549          | 1,066,759                       | 1,017,909          | 712,067            |
| Natural Resources                | 15,177,192                             | 10,364,468         | 10,741,132         | 22,676,981                              | 44,708,769         | 35,754,903         | 9,360,296                       | 9,678,414          | 10,094,083         |
| Physical & Mathematical Sciences | 29,868,506                             | 26,340,343         | 30,233,849         | 204,932,065                             | 119,889,276        | 148,864,078        | 28,094,937                      | 30,478,272         | 42,111,790         |
| Textiles                         | 4,044,711                              | 7,485,686          | 6,296,624          | 15,978,914                              | 27,808,410         | 22,643,211         | 5,910,817                       | 6,198,991          | 6,130,010          |
| Veterinary Medicine              | 9,937,401                              | 8,008,400          | 10,659,289         | 36,584,769                              | 25,691,158         | 44,210,224         | 12,430,334                      | 9,113,713          | 8,215,464          |
| Finance & Business               | 121,670                                | 68,803             | 370,793            | 182,164                                 | 64,876             | 2,615,372          | 251,528                         | 1,289,625          | 54,687             |
| Information Technology           | 433,876                                | 123,798            | 549,337            | 1,426,133                               | 743,688            | 1,542,707          | 1,037,677                       | 567,814            | -1,588             |
| Provost                          | 26,799,472                             | 10,184,639         | 18,100,289         | 27,505,249                              | 164,165,296        | 51,885,574         | 17,659,511                      | 19,351,250         | 18,930,429         |
| Research, Innov. & Econ. Devel.  | 30,381,957                             | 17,834,098         | 19,395,643         | 42,456,937                              | 23,512,537         | 40,528,195         | 18,608,402                      | 19,715,860         | 21,648,822         |
| <b>Totals:</b>                   | <b>286,276,355</b>                     | <b>229,269,875</b> | <b>251,576,728</b> | <b>940,335,695</b>                      | <b>965,961,345</b> | <b>987,047,744</b> | <b>226,769,158</b>              | <b>247,136,637</b> | <b>250,412,768</b> |

Source: Awards and proposals from Sponsored Programs and Regulatory Compliance Services (SPARCS)

Source: Year-to-date and year-end C&G expenditures from Office of Contracts and Grants

## NC State University's Physical Profile



### Statewide

- 106,900 Acres (State, Endowment and Foundation)
- 1,163 Buildings
- 16.7 Million Gross Square Feet (GSF)
- PNC Arena: additional 700,000 GSF
- Co-op Extension in 100 counties and Cherokee Reservation
- 10 Research field laboratories
- 18 Research stations
- 7 Forests
- 5 4-H camps and centers

### Wake County

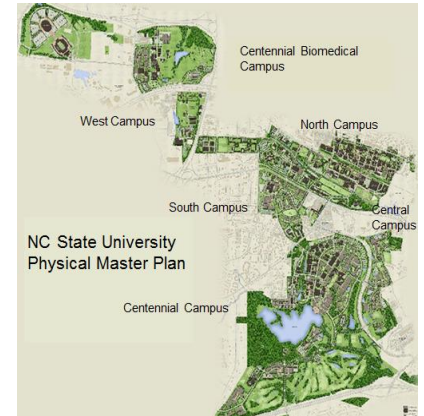
- North, Central and South Campuses
- Centennial Campus
- Centennial Biomedical Campus
- Reedy Creek Field Labs
- Schenck Forest
- Lake Wheeler Field Labs

### Core Campuses

- 2,200 Acres
- 452 Buildings

### During FY 2012-13:

- 9.7 GSF maintained
- 181 construction projects completed (\$231 million)
- HUB (Historically Underutilized Business Program) won 22% for projects less than \$500,000 and 30% for projects more than \$500,000. *This program encourages expansion of HUB participation in design and construction of the campus physical environment.*



## Sustainability and Energy Management Highlights

### Sustainability Highlights

- 45% of all campus waste diverted to recycling, composting and re-use
- 2,506 tons of trash recycled
- Daily Wolfline bus ridership 18,000 per day, up 28.6% from 14,000 per day in 2010-11
- Saved \$48,000 using water-based sanitation cleaners and other products that improve indoor air quality
- 10 Leadership in Energy and Environmental Design (LEED) projects in progress or complete. *The Grounds Maintenance Facility (below) received LEED Silver certification.*



### Utility Savings (FY 2011-12)

- Reduced BTUs\* / GSF by 13% compared to FY 2002-03 baseline and 9% compared to FY 2010-11
- Reduced water usage / GSF by 43% compared to FY 2001-02 baseline and increased by 9% to FY 2010-11

### Cates Combined Heat and Power Utility Plant

- Cogeneration system became operational Sept. 2012
- Plant increases the 11 megawatt facility's efficiency by approximately 35%
- On track to lower campus utility costs by \$4.5 million in first year of operation
- Other sustainable features include: high-efficiency water-conserving bathroom fixtures; low-VOC paints and adhesives for improved indoor air quality; recycled and regionally extracted, harvested and manufactured building materials; preservation of existing on-site vegetated areas and reduction of paved parking areas to reduce run-off; accessibility to alternative transportation



### More Information

#### Climate Action Plan

<http://sustainability.ncsu.edu/team/plan/climate-action-plan>

#### Strategic Energy Management Plan

<http://sustainability.ncsu.edu/team/plan/energy-management-plan>

#### Strategic Energy and Water Annual Report

<http://sustainability.ncsu.edu/wp-content/uploads/2012/11/2012-NCSU-Annual-Energy-Report.pdf>

#### Combined Heat and Power / Cogeneration

<http://sustainability.ncsu.edu/campus/energy-water/energy-supply/combined-heat-and-power>

#### Campus Bike and Pedestrian Plan

[http://www2.acs.ncsu.edu/trans/planning/bike-ped\\_plan.html](http://www2.acs.ncsu.edu/trans/planning/bike-ped_plan.html)

\* BTUs are British Thermal Units, or the amount of energy needed to heat one pound of water by one degree Fahrenheit.