

5-Year Historical Trends of Expenditures (dollars from all sources)

Summary by Division / College	2006-07	2007-08	2008-09	2009-10	2010-11	Change
Colleges						
11 - Agriculture and Life Sciences	249,276,651	271,465,065	266,584,097	254,707,332	283,280,500	14%
12 - Design	10,683,065	11,419,929	11,505,230	12,144,006	12,379,135	16%
13 - Education	20,309,020	23,686,546	25,497,592	25,716,326	28,772,323	42%
14 - Engineering	129,671,582	145,540,095	153,180,471	159,031,434	177,609,303	37%
15 - Natural Resources	32,796,167	35,744,026	43,943,582	33,709,100	37,056,683	13%
16 - Humanities & Social Sciences	46,117,920	49,592,071	50,462,180	52,535,402	55,766,666	21%
17 - Physical & Mathematical Sciences	72,979,471	77,640,943	82,081,952	80,443,223	83,960,279	15%
18 - Textiles	21,082,729	21,946,422	21,956,431	21,710,163	23,543,690	12%
19 - Veterinary Medicine	70,115,037	73,681,539	72,015,930	72,512,228	75,309,684	7%
20 - Management	23,423,660	25,426,601	27,868,295	28,288,848	30,170,460	29%
Total Colleges	\$676,455,302	\$736,143,238	\$755,095,759	\$740,798,062	\$807,848,723	19%
Total Provost's Units	\$248,395,164	\$241,340,752	\$253,984,352	\$255,283,104	\$381,351,906	
Total University Services	\$323,777,476	\$398,535,516	\$401,872,660	\$413,348,846	\$449,437,227	
Year-end Adjustments for Financial Statement	(\$222,769,798)	(\$263,388,949)	(\$270,956,380)	(\$271,990,730)	(\$436,519,019)	
Total Operating & Non-Operating Expenses	\$1,025,858,144	\$1,112,630,557	\$1,139,996,391	\$1,137,439,282	\$1,202,118,837	

Source: Finance & Business

Development and Gift Activity

(as of February 29)

	New			YTD				Sources of Gifts YTD (millions)
	Endowment	Gifts (includes Endowment)	New Commit- ments	YTD 2012 Totals	YTD 2011 Totals	Period %		
						FY11/FY12	Year End 2011 Totals	
Agriculture and Life Sciences	2,508,300	11,996,446	3,387,467	15,383,914	18,027,299	-15%	23,990,556	\$45
Design	28,725	175,998	15,833	191,831	318,946	-40%	1,184,271	\$40
Education	2,100	282,417	23,458	305,875	850,543	-64%	927,872	\$35
Engineering	2,237,092	6,184,137	2,181,664	8,365,801	6,876,252	22%	10,251,142	\$30
Humanities & Social Sciences	125,095	313,260	158,585	471,845	693,184	-32%	1,165,396	\$25
Poole College of Management	694,643	1,140,038	265,926	1,405,964	18,159,949	-92%	25,182,136	\$20
Natural Resources	463,700	830,833	252,393	1,083,226	897,972	21%	1,972,865	\$15
Physical & Mathematical Sciences	112,309	1,416,347	330,548	1,746,895	1,748,315	0%	4,500,674	\$10
Textiles	72,564	308,198	17,753	325,952	729,120	-55%	1,211,701	\$5
Veterinary Medicine	5,524,932	1,480,497	5,898,301	7,378,798	8,208,355	-10%	9,417,576	\$5
Alumni Association	318,074	285,490	338,377	623,866	426,050	46%	536,596	\$5
ARTS NC State	47,240	257,593	460,083	717,675	247,436	190%	2,284,124	\$5
Graduate School	0	6,450	1,350	7,800	7,470	4%	8,120	\$5
Libraries	91,454	357,521	200,985	558,506	1,795,321	-69%	2,320,474	\$5
University-wide	14,236,909	22,492,843	4,920,801	27,413,644	8,640,147	217%	11,143,131	\$5
Athletics	2,906,189	13,172,442	2,416,177	15,588,618	6,703,309	133%	10,756,698	\$5
Total	29,369,325	60,700,511	20,869,698	81,570,209	74,329,668	10%	106,853,332	

Source: Advancement Services

Gifts includes cash, matching gifts, and gifts-in-kind. New Commitments includes bequest expectancies and pledges.

Sponsored Program Activity, Awards and Proposals

	Awarded Projects, YTD through February			Proposed Projects, YTD through February			Contracts & Grants Expenditures		
	YTD 2010	YTD 2011	5-year Avg	YTD 2010	YTD 2011	5-year Avg	2/29/2011	2/29/2012	Year-end 2011
Chancellor	5,000	180,000	181,800	1,749,102	632,477	978,505	353,378	475,587	615,340
Agriculture & Life Sciences	45,302,797	54,586,918	42,299,383	244,931,405	144,798,985	159,718,426	36,441,286	35,621,392	54,676,506
Design	1,152,895	143,475	542,901	3,870,324	3,231,157	2,311,569	370,292	532,003	632,756
Education	11,804,190	9,152,649	6,652,832	30,138,361	8,432,138	24,616,596	3,811,982	5,403,431	6,182,246
Engineering	57,467,984	54,864,242	49,390,305	172,312,914	226,673,592	220,304,194	43,892,994	43,791,117	65,833,722
Humanities & Social Sciences	3,454,430	7,023,158	3,751,060	16,590,601	10,953,560	12,055,011	2,834,442	2,909,680	4,411,062
Poole College of Management	1,271,044	390,746	642,754	3,376,431	1,207,480	1,818,300	607,833	690,364	1,066,759
Natural Resources	6,871,085	11,370,113	7,293,064	47,381,492	17,608,761	22,345,540	5,707,902	5,608,463	9,360,296
Physical & Mathematical Sciences	19,151,329	17,979,066	19,959,501	91,610,364	142,544,958	101,550,717	18,406,148	17,872,812	28,094,937
Textiles	5,317,519	3,176,578	4,344,940	16,900,381	12,746,371	15,297,023	3,910,947	4,231,320	5,910,817
Veterinary Medicine	7,242,493	7,012,449	7,661,665	25,321,700	27,420,136	30,003,279	8,504,382	5,049,411	12,430,334
Extension & Engagement	1,355,951	838,553	1,279,781	1,540,141	834,786	1,319,570	9,728,240	5,245,863	8,205,844
Finance & Business	1,303,066	121,670	308,442	1,253,112	177,164	2,164,556	28,882	27,146	45,338
International Affairs	0	0	0	0	0	0	52,946	105,410	327,607
Information Technology	1,502,812	54,000	549,802	55,016	54,000	603,162	561,080	580,043	1,037,677
Provost	7,335,730	6,844,907	8,574,068	6,626,454	7,096,075	7,446,740	5,989	14,081	9,944
Research & Graduate Studies	10,763,539	18,474,415	11,134,429	15,916,960	31,174,693	24,048,372	7,848,216	10,902,233	18,605,667
Student Affairs	0	0	0	0	0	0	783,226	741,925	1,068,218
Undergraduate Affairs	0	0	0	0	0	0	29,886	170,656	85,230
Other	0	0	0	0	0	0	6,285,931	6,534,339	8,168,856
Totals:	181,301,864	192,212,939	164,566,727	679,574,758	635,586,333	626,581,560	150,165,981	146,507,277	226,769,158

Source: Awards and proposals from Sponsored Programs and Regulatory Compliance Services (SPARCS)

Source: Year-to-date and year-end C&G expenditures from Office of Contracts and Grants

Global Engagement

[NC State Global Portal: oia.ncsu.edu/global](http://oia.ncsu.edu/global)

Visit the Global Portal to learn more about NC State's in-depth partnerships and collaborations with leading international institutions throughout the world. View information by geographic region, category (Academics, Research & Funding, Outreach & Engagement) or keyword.

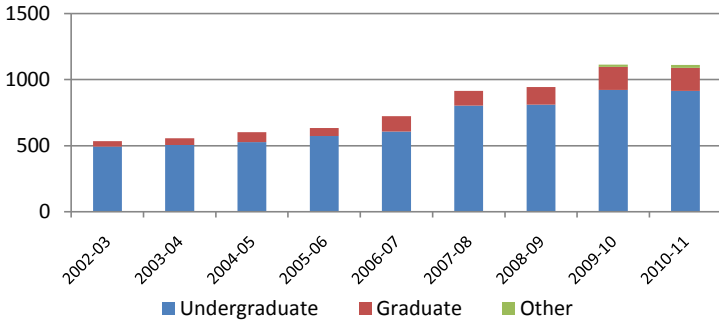
[DICE - Database of International Connections and Expertise: oia.ncsu.edu/dice](http://oia.ncsu.edu/dice)

Use DICE to search for internationally-relevant faculty and staff expertise as well as institutional linkages between NC State and partner universities abroad. NC State faculty and staff members who would like to be included in DICE are invited to enter a profile using their Unity ID.

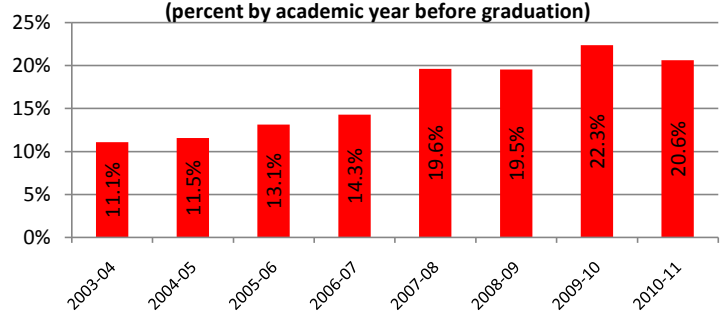
[GlobalEyes Newsletter: oia.ncsu.edu/page/globaleyes-newsletters](http://oia.ncsu.edu/page/globaleyes-newsletters)

The GlobalEyes Newsletter is published monthly throughout the academic year and provides important news and announcements about international activities, events and programs at NC State.

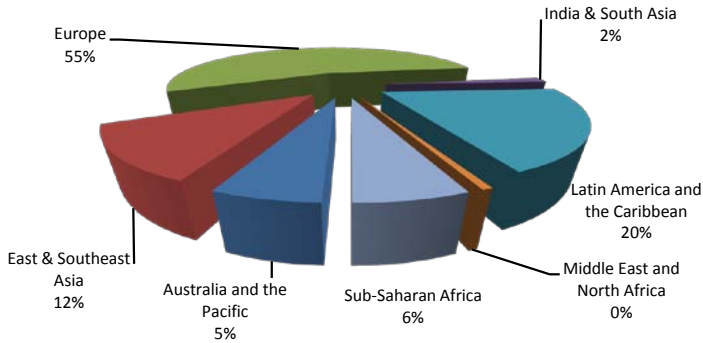
NC State Study Abroad Students



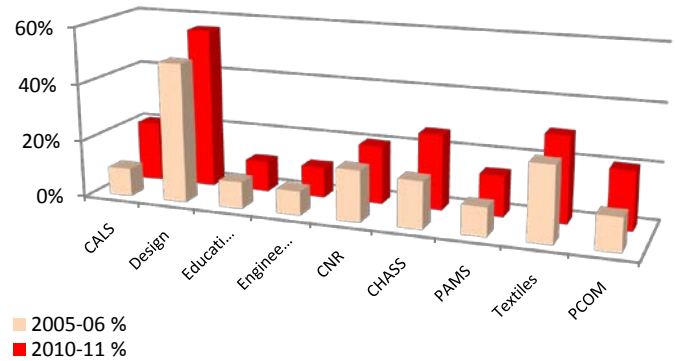
Undergraduate Study Abroad Participation



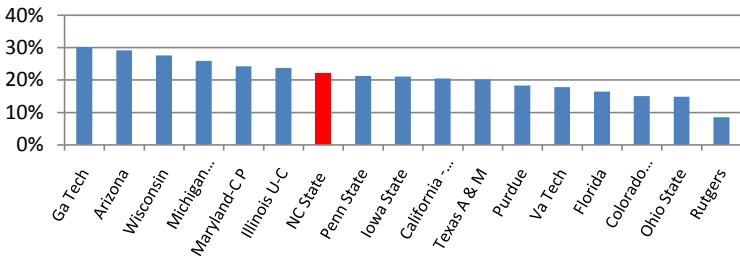
Study Abroad by World Regions 2010-11



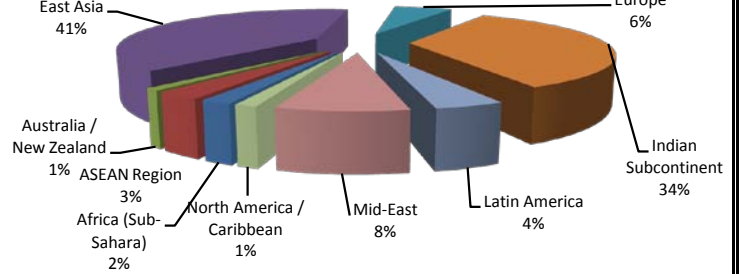
Study Abroad Undergraduate Participation



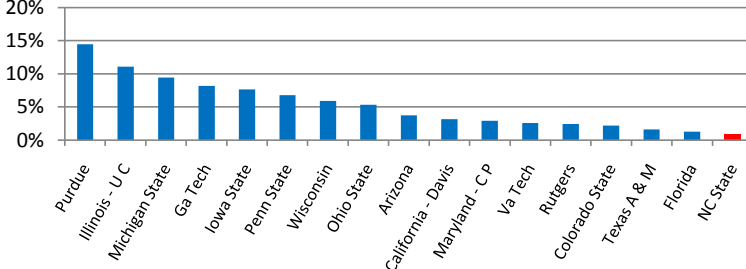
Undergraduate Study Abroad Peer Comparison 2009-10



International Student Enrollment by Region 2011



International Undergraduate Peer Enrollment Fall 2011



Total International Student Enrollments

