

Administrative Leadership Meeting

Tuesday, May 14, 2013
Chancellor Randy Woodson

Upcoming ALM Topics

(all meetings in Titmus Theater)

- July 9 - Capital Projects Update
- Sept. 10 - Student Success Initiatives Update
- Nov. 5 - Strategic Planning Report Card

Degrees Awarded

Degree	Fall	Spring	Total
Certificates	18	1	19
Graduate Certificates	52	76	128
Associate	48	81	129
Bachelor's	1,559	3,531	5,090
Master's	675	1,394	2,069
Doctoral	164	191	355
DVM	0	72	72
Total	2,516	5,346	7,862

University Advancement

- Fundraising for FY 13 is currently 89% ahead of last year.
- An anonymous donor has pledged \$50 million for restricted endowment purposes
- Our Alumni Giving rate (undergraduate alumni participation rate) for US News ranking data increased 1.4 points (12.1% to 13.5%)

Research

- Research activity down year-to-date due to sequestration
- Eastman Chemical contract for \$10 million
 - 24 Projects
 - 7 Design Studios
 - \$5 million in sponsored projects
 - 45 investigators
 - 6 Colleges

Legislative Update

Questions?

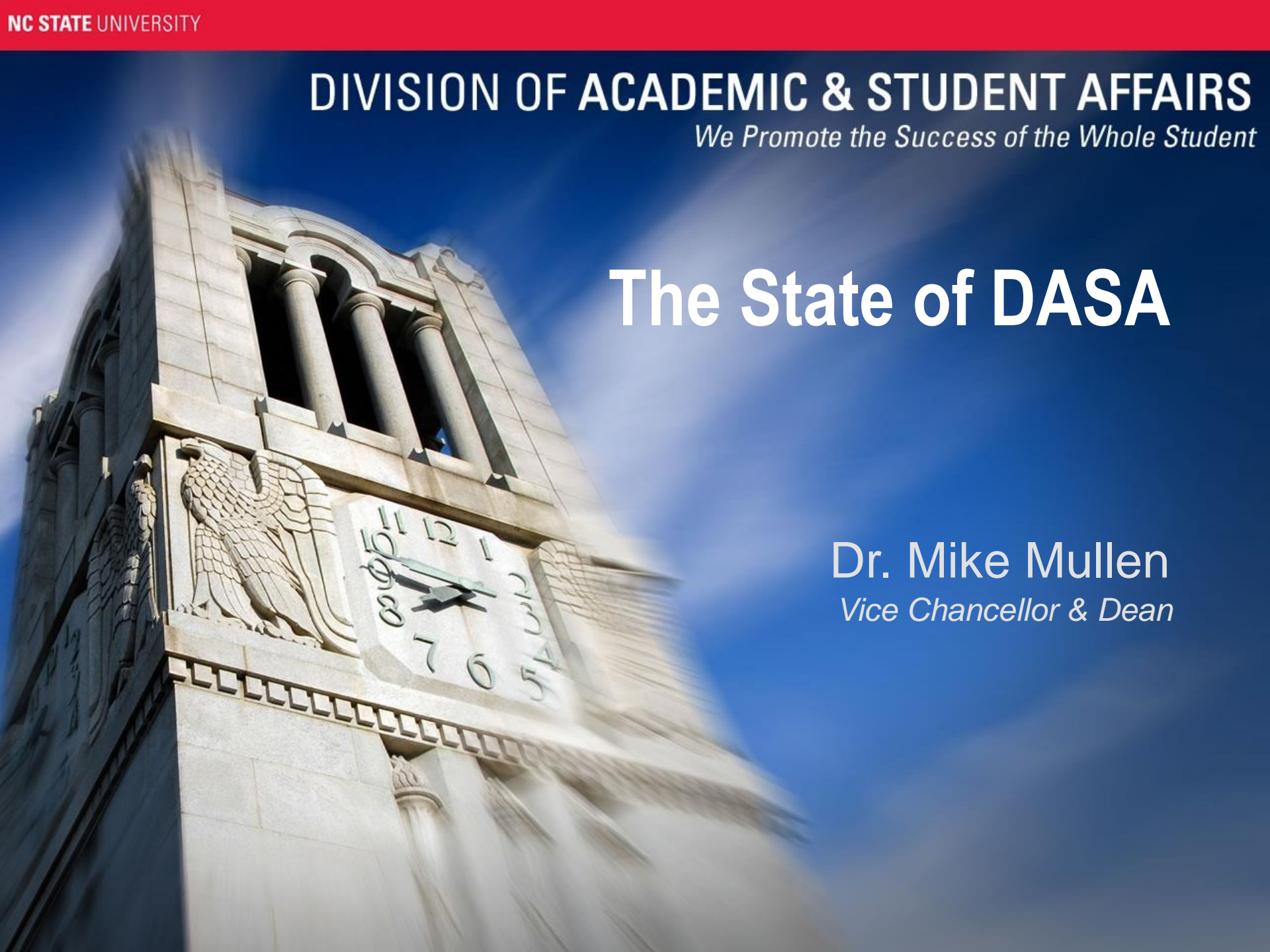
DIVISION OF ACADEMIC & STUDENT AFFAIRS

We Promote the Success of the Whole Student

The State of DASA


Dr. Mike Mullen

Vice Chancellor & Dean

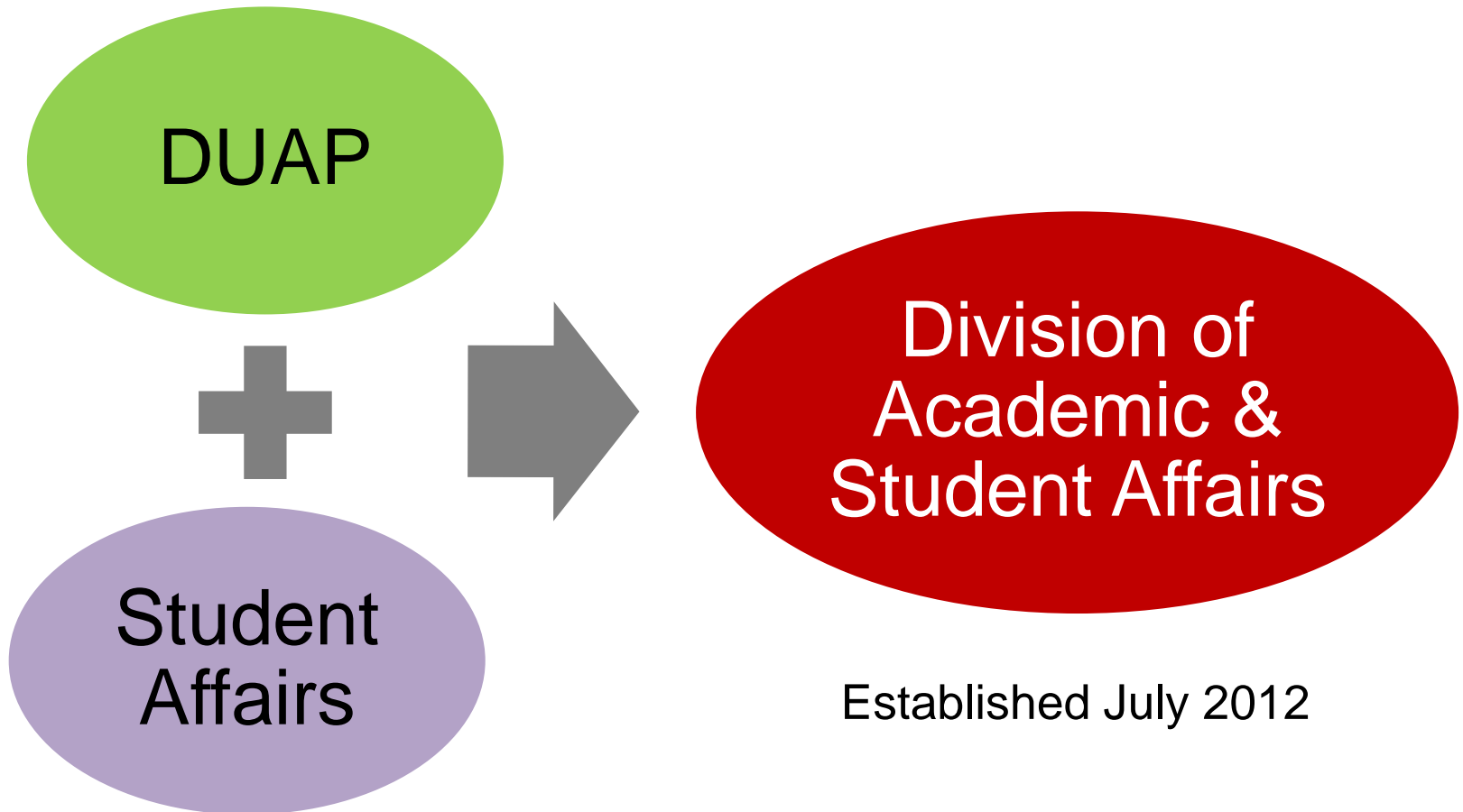


Overview

- Overview of DASA
- Why DASA, Why Now?
 - Student Success
- DASA 2.0



History of DASA



DASA Mission

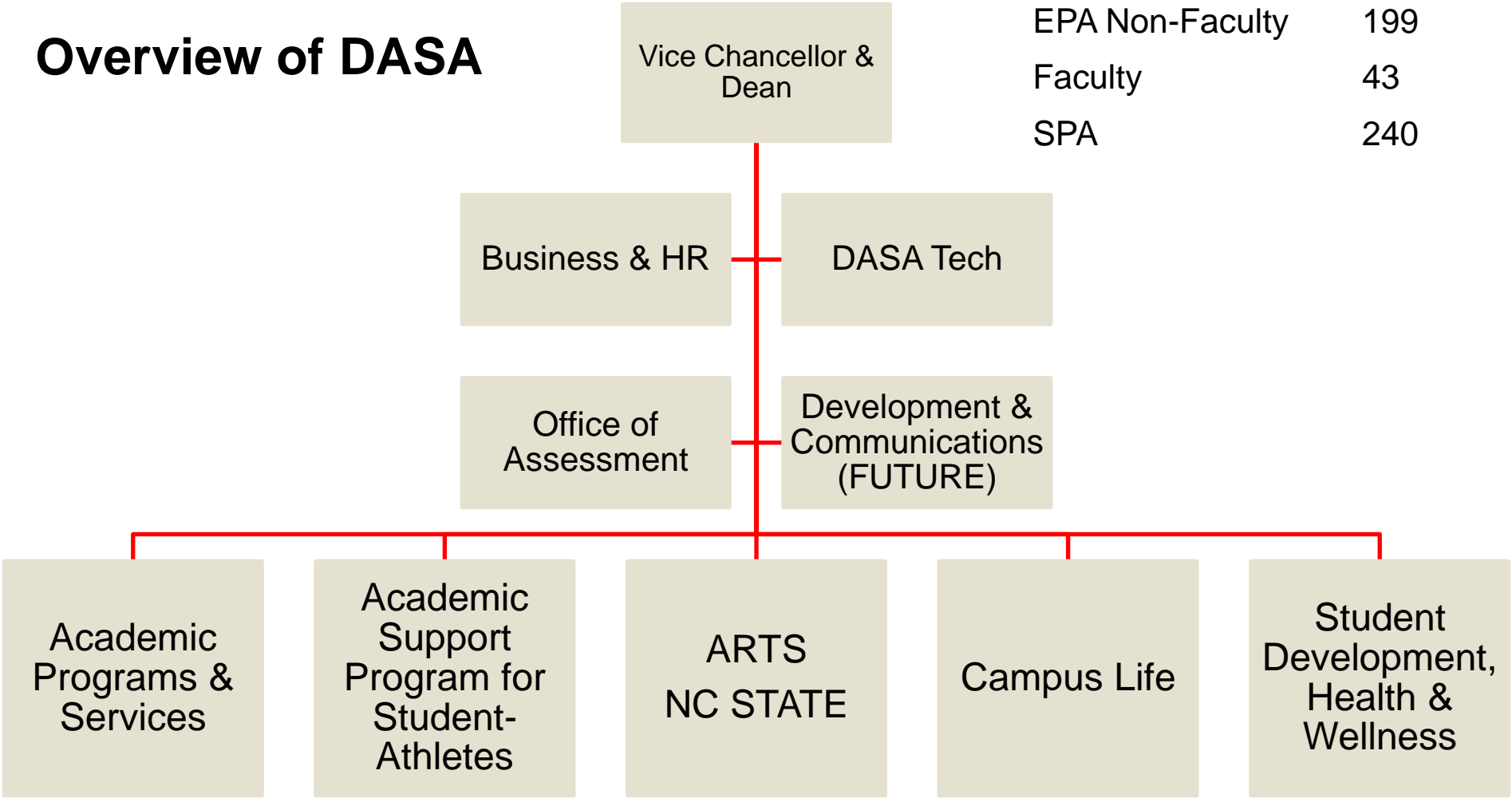
We Promote the Success of the Whole Student

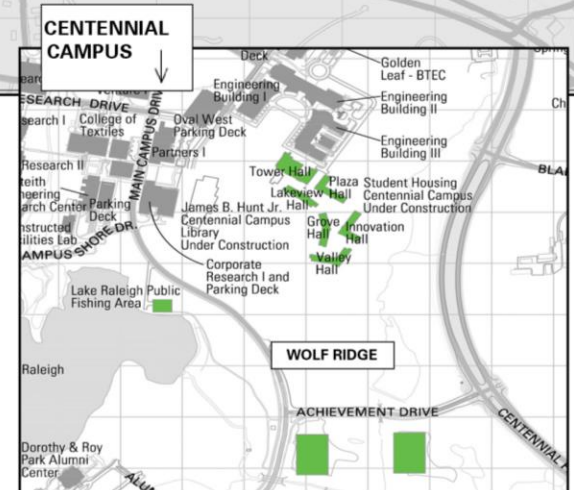
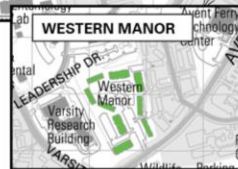
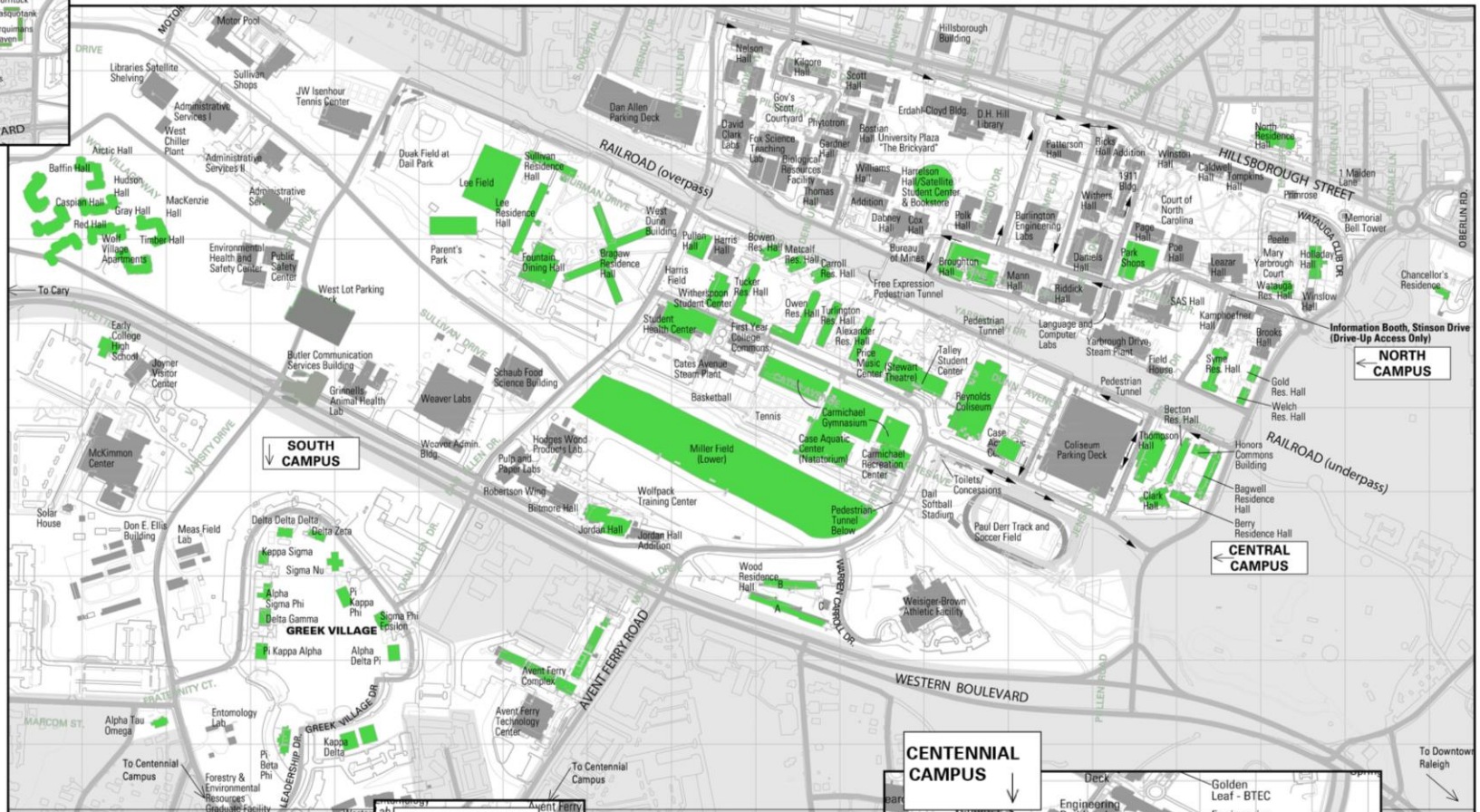
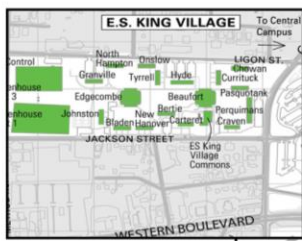
In collaboration with our campus colleagues, we prepare students to succeed academically, professionally, and personally, to embrace a commitment to lifelong learning, and to become informed, engaged, and productive.

DASA Division of Academic & Student Affairs

Overview of DASA

Total Expenditures	\$83M
EPA Non-Faculty	199
Faculty	43
SPA	240

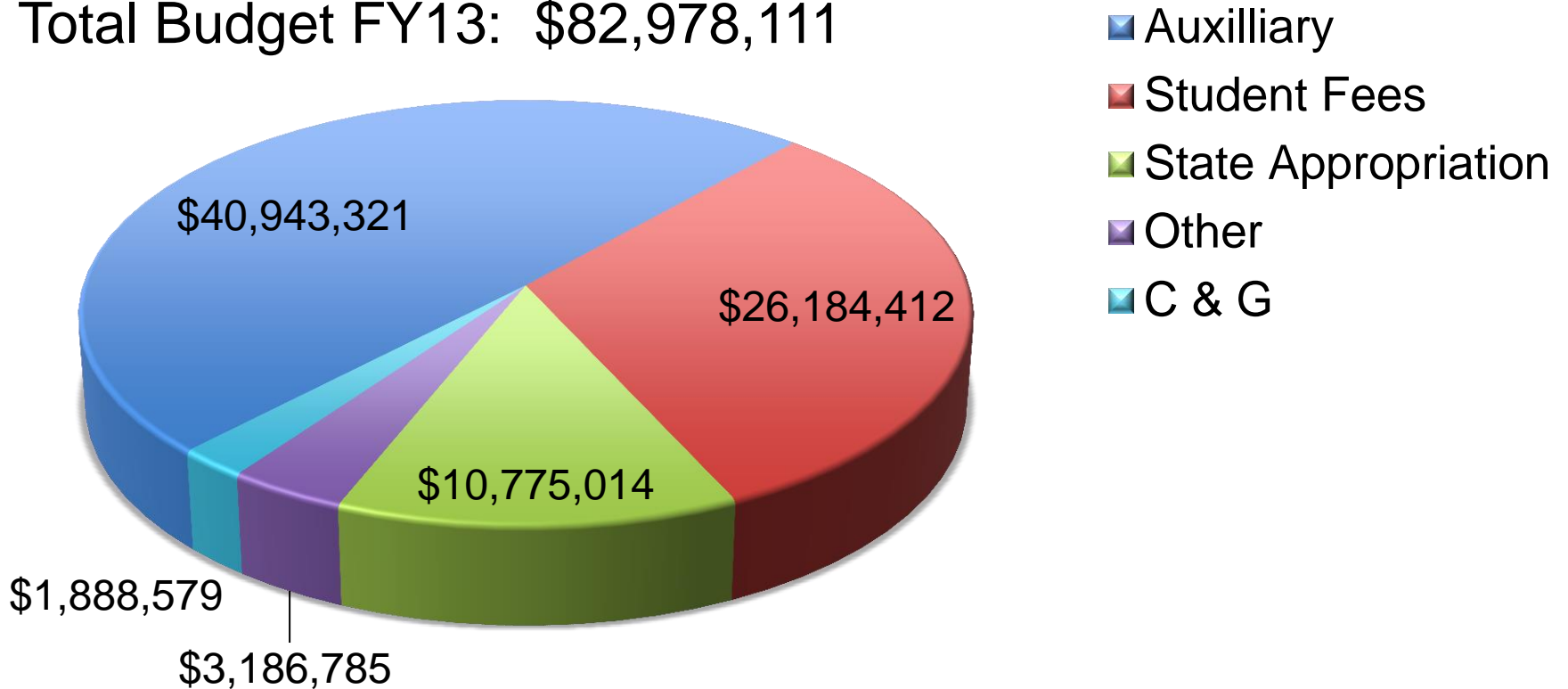




Where is DASA? Nearly everywhere!

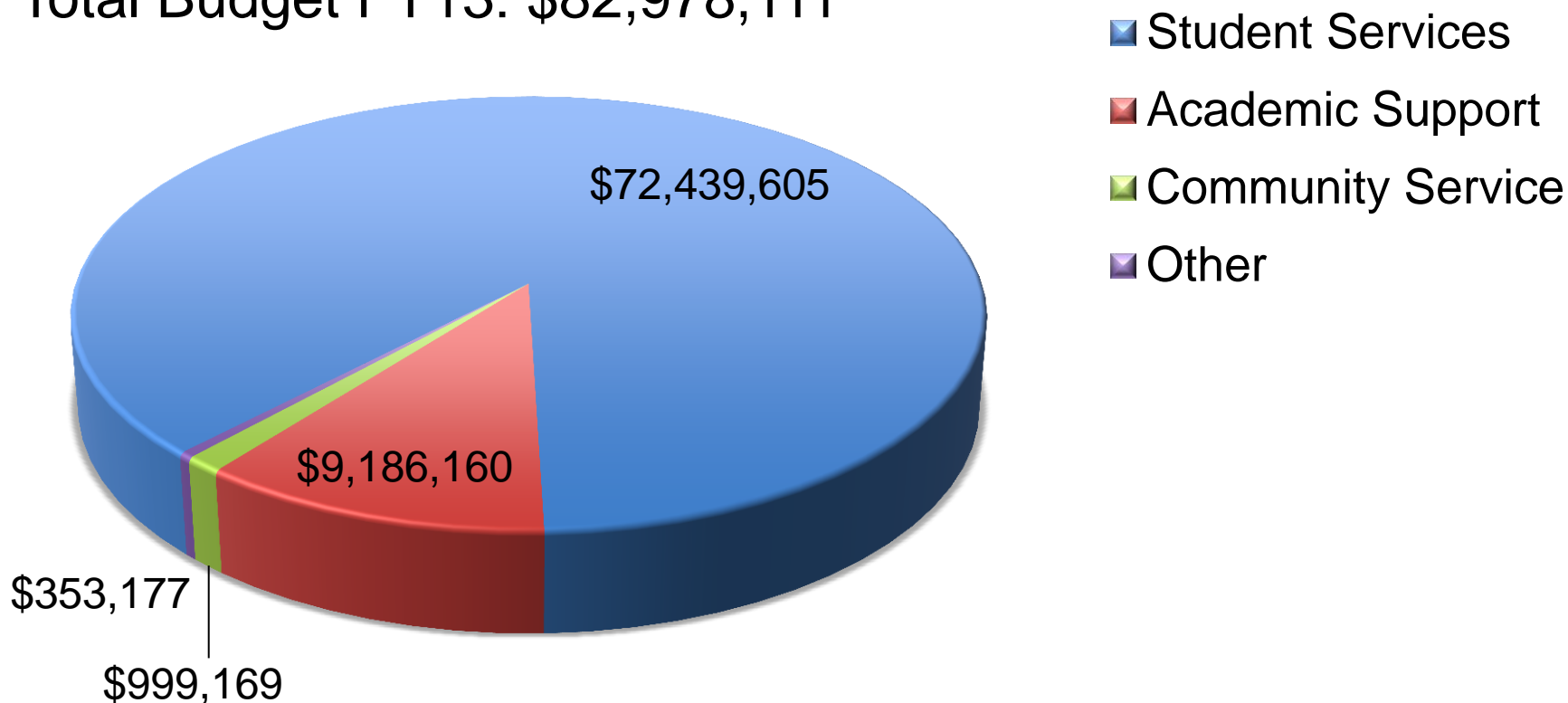
DASA Budget by Source

Total Budget FY13: \$82,978,111



DASA Budget by Expenditure

Total Budget FY13: \$82,978,111



DASA Fast Facts

Total Permanent Employees	482
EPA	199
Faculty	43
SPA	240
Student Employees	1,723 (27% of total)
Student Credit Hours Generated in DASA Courses	45,424 (6.8% of all UG SCH)

Academic Programs and Services

Dr. José Picart
Vice Provost

ACADEMIC ADVISING	ACADEMIC SUPPORT	ACADEMIC ENHANCEMENT	COURSES & CURRICULA
First Year College	Disability Services Office	Fellowship Advising Office	Environmental Science BS
Transition Program	TRIO Programs	Undergraduate Research Office	First Year Inquiry
WCPS-NCSU STEM Early College	UG Tutorial Center & Writing Center	University Honors Program	UG Courses & Curricula Office
		University Scholars Program	UCCC & CUE

Fast Facts

Environmental Science Program	<ul style="list-style-type: none">• 141 in Major / 85 in Minor
Fellowship Advising Office	<ul style="list-style-type: none">• 1,713 students assisted
First Year College: Advising Sessions	<ul style="list-style-type: none">• 5,000+
First Year College - Students	<ul style="list-style-type: none">• 740 in FYC, 1080 including ICT and TP
First-Year Inquiry Program	<ul style="list-style-type: none">• 37 sections with > 700 students
Undergraduate Research	<ul style="list-style-type: none">• 729 students in Symposia; 204 Awards
Undergraduate Tutoring/Writing Ctrs	<ul style="list-style-type: none">• 2,900+ students – 21,450 hrs
University Honors Program	<ul style="list-style-type: none">• 721 students involved
University Scholars Program	<ul style="list-style-type: none">• 1,868 students involved

Student Development, Health & Wellness

Dr. Lisa Zapata
Vice Provost

Career Development Center	Student Leadership & Engagement	ROTC
Counseling Center		
Health & Exercise Studies	CSLEPS	
Student Conduct	Student Media	Air Force
Student Health Services	Student Involvement	Army
University Recreation	Student Legal Services	Naval

Fast Facts

Counseling Center	<ul style="list-style-type: none">• > 17,000 Appointments
Career Center	<ul style="list-style-type: none">• 4,500 Interviews• >1,000 Counseling Appointments
CSLEPS Alternative Service Breaks	<ul style="list-style-type: none">• 20+ trips w/300+ students• 9,000+ hrs
Health & Exercise Studies	<ul style="list-style-type: none">• 15,700 students in 700+ courses
Student Organizations	<ul style="list-style-type: none">• >12,500 students in 700 organizations
University Activities Board	<ul style="list-style-type: none">• 149 Programs served over 50,000
University Recreation	<ul style="list-style-type: none">• 74% of students participate• 600 student employees

ARTS NC STATE

N. Alexander Miller, III
Vice Provost

Arts Development	Center Stage
Crafts Center	Dance Program
Gregg Museum	Music Department
Ticket Central	University Theatre

Fast Facts

Center Stage	<ul style="list-style-type: none">• ~3,500 students• >17,000 community participants
Crafts Center	<ul style="list-style-type: none">• >11,000 student, employee, community participants• 100+ non-credit courses offered annually
Dance Program	<ul style="list-style-type: none">• 730 students in classes, participating• Multiple national award recognitions
Gregg Museum	<ul style="list-style-type: none">• > 1,700 students in academic courses• > 12,000 at exhibitions, etc.
Music Department	<ul style="list-style-type: none">• >2,100 students• 86 academic courses & 5 minors
University Theatre	<ul style="list-style-type: none">• > 360 participate, 3,500 attend• 69 performances annually, 15,000+ attend

Campus Life

Dr. Tim Luckadoo
Vice Provost

Business Administration	Greek Life	University Housing
----------------------------	------------	-----------------------

- \$46 million annual budget
- 78 buildings
- 3 million square feet
- \$565 Million Inventory Replacement Value

Fast Facts

University Housing

- 10,244 beds
- 80% of new FR with 43% in LLV
- 10 Living-Learning Villages w/ 3 new in Fall '13
- 3,250 programs/activities
- Improves student success

Greek Life

- 33 Fraternities and 19 Sororities
- 2500 students
- 66,000 hours of community service
- \$171,600 in charitable donations
- New Greek Village – KD House as anchor

Why DASA – Why Now?

STUDENT SUCCESS

NC State Pathway to the Future

GOAL ONE:

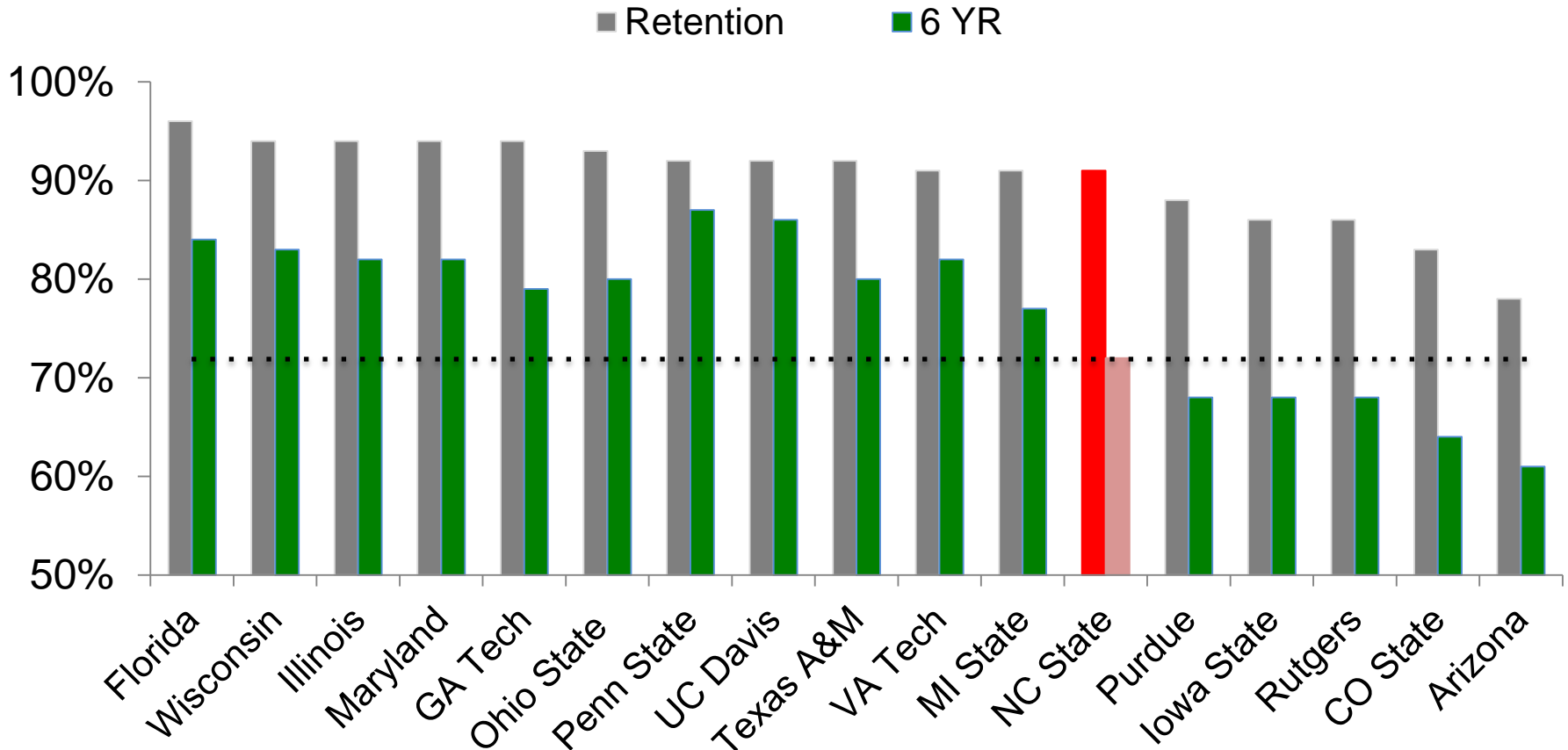
Enhance the success of our students through educational innovation.

NC State Retention & Graduation Rates

Year	First Year Retention	Six Year Graduation
2011	91%	70% (2006 cohort)
2020 or sooner	94%	80% (2014 cohort)

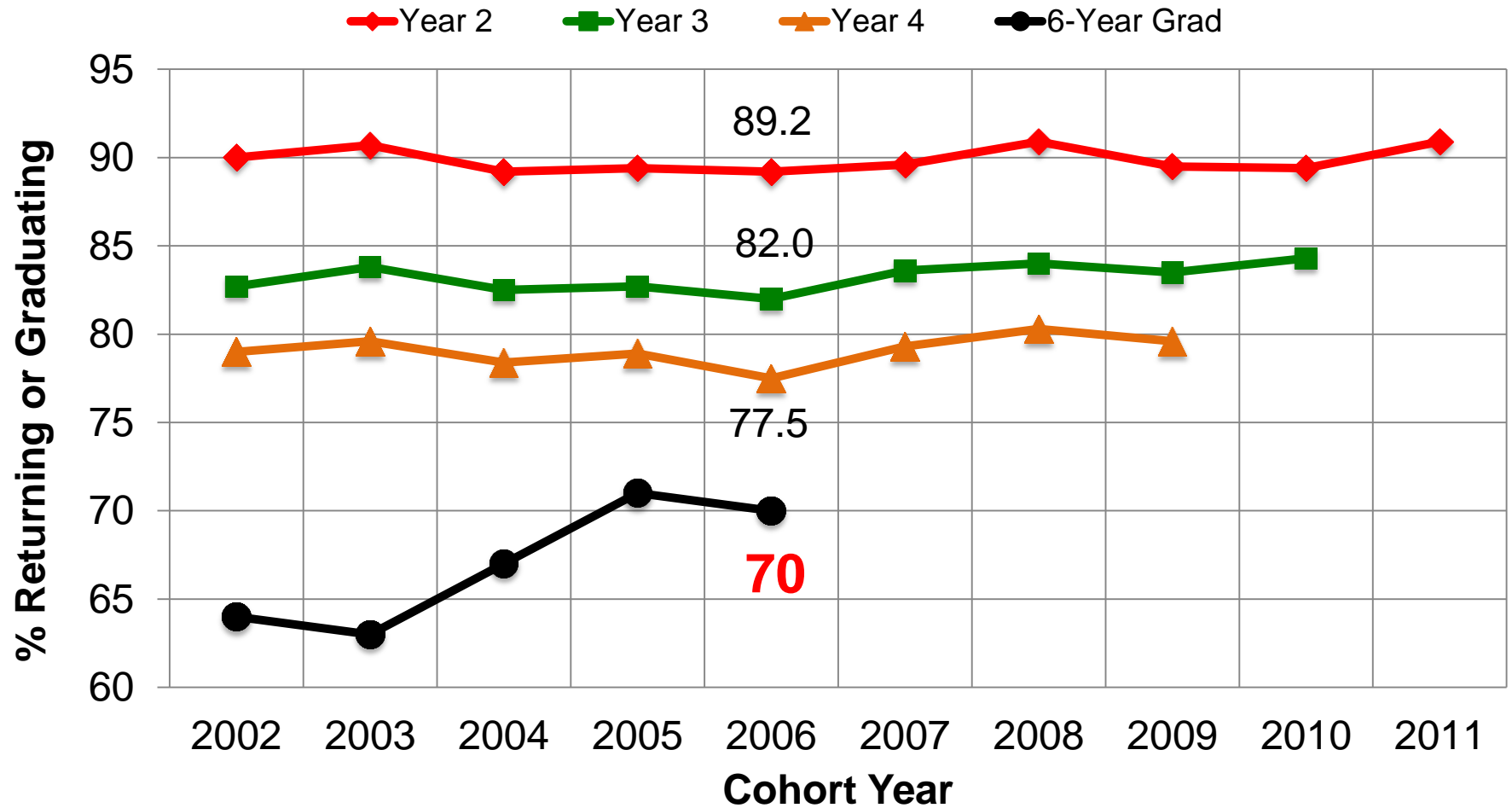
University Planning & Analysis, 2013

Retention & 6 YR Graduation Rates for NC State & Peer Institutions

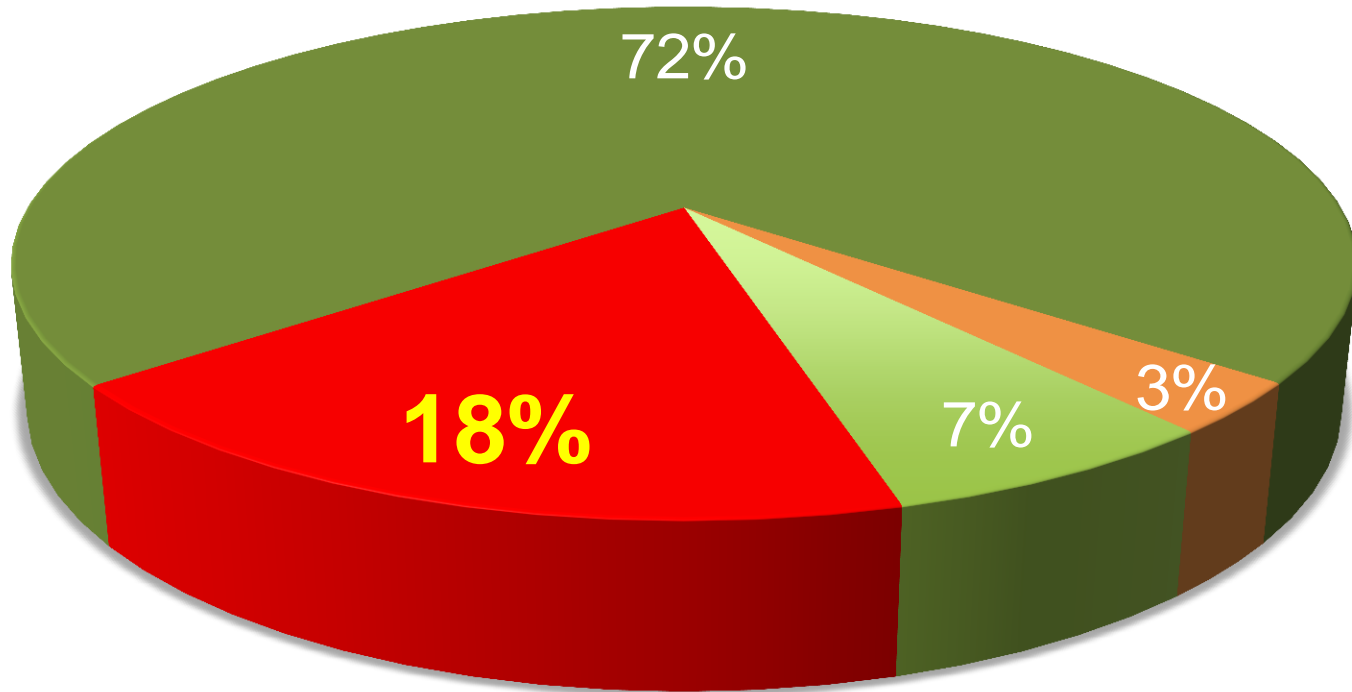


University Planning & Analysis, 2013

Students Returning for Years 2, 3, and 4, with 6-Year Graduation Rates



Student Status: Start of Year 7 for 1999-2005 Cohorts



■ Graduated ■ Continuing ■ Suspended ■ Left in Good Standing

Time to Act



- Our students are excellent and can succeed here or anywhere.
- The student is at the center of what we do.
- Our mission is to promote and enhance student success.

Future Directions: DASA 2.0

DASA Strategic Plan Goals

- **Shape Your Life:** Promote Student Success through Personal Responsibility
- **Open Your Mind:** Promote Student Success through Intellectual Growth
- **Build Your Community:** Promote Student Success through Engagement
- **Build Our Capacity:** Provide Resources for Student Success

Shape Your Life



Personal strategic plans for students

DASA Division of Academic & Student Affairs

Shape Your Life



Expand and enhance the first year experience and develop effective second year & transfer student experiences

DASA Division of Academic & Student Affairs

Open Your Mind

Establish and sustain a University College

- Strategic alignment of academic units, programs, functions**
- Home/Incubator for Interdisciplinary Majors & Courses**
- Exploratory Students – FYC, ICT, external transfers**
- Transfer Advising Center**
- Instructional Innovation: QEP, FYI, HON, USP, USC**
- Enhance student organizations**



Open Your Mind

Promote campus-wide educational opportunities
– seminars, workshops, symposia

DASA Division of Academic & Student Affairs

Build Your Community

- Expand and enhance Living Learning Villages
- Create cohorts of learning communities



Build Your Community




Expand access to student involvement
and service activities

Strengthen campus commitment to
diversity and inclusion

DASA

Division of Academic & Student Affairs

Build Our Capacity



Establish a development team
Develop communications capacity
Develop a strategic plan for campus advising

DASA Division of Academic & Student Affairs

Build Our Capacity



Build relationships with DASA Alumni
Develop “one-stop shopping” locations

Develop & enhance advisory boards serving DASA

Build and enhance relationships with campus partners

DASA Division of Academic & Student Affairs

DASA

We accomplish our mission in a culture of excellence, characterized by the recruitment and development of outstanding staff and faculty, and through the employment of strategic partnerships, collaboration and leadership in an environment of respect and integrity.

DASA Mission Statement, January 9, 2013

