

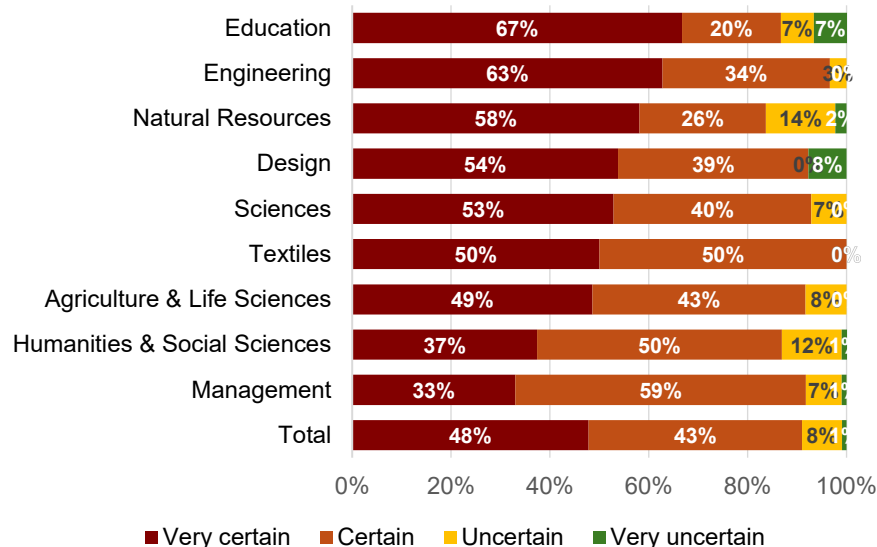
2024 Incoming Transfer Student Survey: Fast Facts

Applying to NC State



- 3 in 4 transfers attended only one college/university before enrolling at NC State
- 86% reported NC State was their top choice for continuing college
- 86% said NC State's *academic reputation* was a "very strong" (44%) or "strong" (41%) influence on their decision to attend
- 92% reported they were "very satisfied" (49%) or "moderately satisfied" (43%) with NC State's admission process

Certainty of Academic Major, by College



Background Characteristics



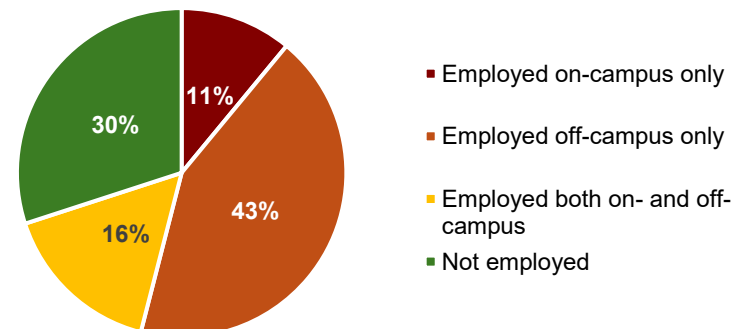
- Was "well prepared" for college/NC State by:
 - Their high school: 35%
 - Themselves: 58%
 - Their last institution: 63%
- 2 in 5 are from a rural/small town
- 15% are first generation college students

Finances



- 47% come from a family with combined income of \$100,000 or less
- 13% are responsible for providing daily caregiving to at least one person (e.g., child, parent)
- 4 in 5 are using their own money to help with their AY24-25 college expenses, with 9% using more than \$6,000 to do so
- 37% are taking out loans


Employment Plans



Skill Development & Importance

When asked about 30 different skills, students gave high ratings to the importance, but relatively low ratings to their current development of:

- Time management
- Ability to manage ongoing stressors
- Developing and sustaining an active and healthy lifestyle
- Recovering from emotional setbacks



Future Plans

27% said they will “probably” or “definitely” participate in a Study Abroad program

50% reported that they plan on pursuing a graduate or professional degree

31% intend to seek post-graduation employment only in North Carolina



What Students Say They are Most Excited About in Coming to NC State

Incoming transfer students were asked to describe, in their own words, what they are most excited about in starting NC State. Responses were coded into categories which can be seen in the word cloud below, with frequency of response in each category correlated with font size.



Survey Methodology

The Incoming Transfer Student Survey is administered every fall semester after incoming transfer students attend New Student Orientation. In 2024, of the 1,566 transfer students invited to participate in the survey, 688 students did so, for a response rate of 43.9%. Reports associated with the 2024 Incoming Transfer Survey are available on the Institutional Strategy and Analysis [website](#). For more information, contact Institutional Strategy and Analysis at studentsurveys@ncsu.edu.