



NSSE 2017 Topical Module Report

Global Learning

North Carolina State University

This page intentionally left blank.

About This Topical Module

NSSE's Global Learning module assesses student experiences and coursework that emphasize global affairs, world cultures, nationalities, religions, and other international topics. The module complements items on the core NSSE questionnaire about student experiences with people from different backgrounds, course emphasis on integrative and reflective learning, and participation in study abroad. It is designed to complement the American Council on Education's 2016 edition of the Mapping Internationalization on U.S. Campuses survey.

Comparison Group

This section summarizes how this module's comparison group was identified, including selection criteria and whether the default option was taken. This is followed by the resulting list of institutions represented in the 'Doctoral VH/H' column of this report.

Group label	Doctoral VH/H
Date submitted	5/18/17
How was this comparison group constructed?	Your institution customized this group by selecting institutional characteristics as follows: Basic Classification (Doc/Highest, Doc/Higher)
Group description	This comparison group consists of all participating institutions classified as Doctoral Highest or Higher Research. Four of the 15 institutions in the group are private not-for-profit, while the remaining are public. Nine of the institutions have enrollments of 10,000 or more.

Doctoral VH/H (N=15)

Bowling Green State University (Bowling Green, OH)
 Kansas State University (Manhattan, KS)*
 Louisiana State University and Agricultural & Mechanical College (Baton Rouge, LA)
 Miami University-Oxford (Oxford, OH)
 Rensselaer Polytechnic Institute (Troy, NY)
 Texas Christian University (Fort Worth, TX)*
 Texas Tech University (Lubbock, TX)
 University of Connecticut (Storrs, CT)*
 University of Denver (Denver, CO)*
 University of Nebraska at Lincoln (Lincoln, NE)*
 University of New Orleans, The (New Orleans, LA)
 University of Oklahoma (Norman, OK)*
 University of South Florida (Tampa, FL)
 University of Tulsa (Tulsa, OK)*
 Western Michigan University (Kalamazoo, MI)

First-Year Students

Item wording or description	Variable name	Values ^c	Response options	Frequency Distributions ^a				Statistical Comparisons ^b		
				NC State		Doctoral VH/H		NC State	Doctoral VH/H	
				Count	%	Count	%	Mean	Mean	Effect size ^d
1. How much does your institution emphasize the following?										
a. Providing courses that focus on global and international topics	GBL01a	1	Very little	22	6	599	7	2.6	2.6	-.06
		2	Some	165	43	3,250	39			
		3	Quite a bit	165	42	3,392	39			
		4	Very much	39	10	1,354	15			
		Total		391	100	8,595	100			
b. Providing activities and experiences (speakers, events) that focus on global and international topics	GBL01b	1	Very little	17	4	554	7	2.9	2.7 ***	.21
		2	Some	98	26	2,673	33			
		3	Quite a bit	181	46	3,633	41			
		4	Very much	93	23	1,675	18			
		Total		389	100	8,535	100			
2. Which of the following have you done or do you plan to do before you graduate?^j										
a. Complete a <i>course</i> that focuses on global trends or issues (human rights, international relations, world health, climate, etc.)	GBL02a		Have not decided	77	20	1,737	21	17%	20%	-.08
			Do not plan to do	64	17	1,666	21			
			Plan to do	184	47	3,356	38			
			Done or in progress	66	17	1,810	20			
			Total	391	100	8,569	100			
b. Complete a <i>course</i> that focuses on perspectives, issues, or events from other countries or regions	GBL02b		Have not decided	99	26	1,948	23	16%	18%	-.05
			Do not plan to do	65	17	1,689	21			
			Plan to do	162	41	3,286	38			
			Done or in progress	64	16	1,634	18			
			Total	390	100	8,557	100			
c. Complete a <i>course</i> that focuses on religions or cultural groups other than your own	GBL02c		Have not decided	116	30	2,098	25	11%	16% *	-.14
			Do not plan to do	121	31	2,393	29			
			Plan to do	109	27	2,579	30			
			Done or in progress	45	11	1,481	16			
			Total	391	100	8,551	100			
3. During the current school year, how much has your coursework encouraged you to do the following?										
a. Understand the viewpoints, values, or customs of different world cultures, nationalities, and religions	GBL03a	1	Very little	83	21	1,158	14	2.3	2.5 ***	-.22
		2	Some	148	38	3,055	36			
		3	Quite a bit	116	29	2,941	34			
		4	Very much	44	11	1,389	15			
		Total		391	100	8,543	100			
b. Develop skills for interacting effectively and appropriately with those from different world cultures, nationalities, and religions	GBL03b	1	Very little	75	20	1,395	17	2.3	2.4 **	-.15
		2	Some	153	39	3,061	36			
		3	Quite a bit	123	32	2,795	32			
		4	Very much	36	9	1,259	14			
		Total		387	100	8,510	100			

*p<.05, **p<.01, ***p<.001 (2-tailed); Refer to the endnotes page for the key to triangle symbols.

First-Year Students

Item wording or description	Variable name	Values ^c	Response options	Frequency Distributions ^a				Statistical Comparisons ^b		
				NC State		Doctoral VH/H		NC State	Doctoral VH/H	
				Count	%	Count	%	Mean	Mean	Effect size ^d
4. During the current school year, about how often have you done the following?										
a. Discussed international or global topics and issues with others	GBL04a	1	Never	22	6	929	12	2.6	2.5 *	.12
		2	Sometimes	175	45	3,686	43			
		3	Often	142	37	2,681	31			
		4	Very often	51	13	1,238	14			
			Total	390	100	8,534	100			
b. Talked about international opportunities (study abroad, international internship, Model UN, field study or research abroad, etc.) with a faculty member or advisor	GBL04b	1	Never	84	22	2,161	27	2.2	2.2	.04
		2	Sometimes	171	44	3,345	39			
		3	Often	100	26	2,137	24			
		4	Very often	35	9	901	10			
			Total	390	100	8,544	100			
c. Attended events or activities that promoted the understanding of different world cultures, nationalities, and religions	GBL04c	1	Never	96	25	2,897	36	2.1	1.9 **	.14
		2	Sometimes	189	49	3,504	40			
		3	Often	80	21	1,587	18			
		4	Very often	23	6	538	6			
			Total	388	100	8,526	100			
d. Worked on out-of-class activities (campus events, committees, student groups, etc.) with an international or global focus	GBL04d	1	Never	203	52	4,525	54	1.7	1.7	-.03
		2	Sometimes	119	31	2,329	27			
		3	Often	51	13	1,234	14			
		4	Very often	15	4	441	5			
			Total	388	100	8,529	100			
e. Participated in a program that pairs domestic and international students (language partners, buddy program, etc.)	GBL04e	1	Never	290	75	6,037	71	1.4	1.5 **	-.12
		2	Sometimes	62	16	1,341	16			
		3	Often	29	8	809	9			
		4	Very often	7	2	325	4			
			Total	388	100	8,512	100			
5a. During the current school year, have you looked for information about global education programs and opportunities (study abroad, international internships, international field studies or research, volunteering abroad, etc.)?^j										
	GBL05a	No		131	34	3,920	49	66%	51% ***	.29
		Yes		258	66	4,624	51			
		Total		389	100	8,544	100			
5b. Which of the following were your sources of information? (Select all that apply.)										
	GBL05b_1	—	Study abroad or international studies office	180	70	3,058	67			
	GBL05b_2	—	Major/academic department office	78	30	1,254	28			
	GBL05b_3	—	Career office	25	10	397	10			
	GBL05b_4	—	Academic advisor	126	49	1,695	36			
	GBL05b_5	—	Faculty member	75	29	1,262	27			
	GBL05b_6	—	Attendance at international programs or events	72	28	835	20			
	GBL05b_7	—	Website, newsletter, catalog, or other published sources	139	54	2,227	48			
	GBL05b_8	—	Friends or other students	124	48	2,107	44			
	GBL05b_9	—	Family members	39	15	764	17			
	GBL05b_10	—	Other, please specify:	8	3	114	3			

*p<.05, **p<.01, ***p<.001 (2-tailed); Refer to the endnotes page for the key to triangle symbols.

First-Year Students

Item wording or description	Variable name	Values ^c	Response options	Frequency Distributions ^a				Statistical Comparisons ^b		
				NC State		Doctoral VH/H		NC State	Doctoral VH/H	Effect size ^d
				Count	%	Count	%	Mean	Mean	
6. How much has your experience at this institution contributed to your knowledge, skills, and personal development in the following areas?										
a. Being informed about current international and global issues	GBL06a	1	Very little	50	13	1,465	18	2.3	2.3	.01
		2	Some	181	46	3,649	43			
		3	Quite a bit	134	35	2,499	29			
		4	Very much	24	6	904	11			
		Total		389	100	8,517	100			
b. Speaking a second language	GBL06b	1	Very little	224	58	4,874	57	1.6	1.7 **	-0.12
		2	Some	101	26	1,651	20			
		3	Quite a bit	43	11	1,161	13			
		4	Very much	19	5	816	9			
		Total		387	100	8,502	100			
c. Seeking international or global opportunities out of your comfort zone	GBL06c	1	Very little	82	21	2,790	34	2.2	2.0 **	.14
		2	Some	183	47	3,218	38			
		3	Quite a bit	102	26	1,819	21			
		4	Very much	21	5	680	8			
		Total		388	100	8,507	100			
d. Understanding how your actions affect global communities	GBL06d	1	Very little	81	21	2,342	28	2.2	2.1	.08
		2	Some	173	45	3,328	40			
		3	Quite a bit	105	27	2,108	24			
		4	Very much	27	7	720	8			
		Total		386	100	8,498	100			
e. Preparing for life and work in an increasingly globalized era	GBL06e	1	Very little	53	14	1,758	21	2.4	2.3	.08
		2	Some	166	43	3,168	37			
		3	Quite a bit	128	33	2,588	30			
		4	Very much	40	10	984	12			
		Total		387	100	8,498	100			
f. Encouraging your sense of global responsibility	GBL06f	1	Very little	59	16	1,780	22	2.4	2.3 *	.11
		2	Some	145	38	3,119	37			
		3	Quite a bit	130	34	2,497	29			
		4	Very much	47	12	1,050	12			
		Total		381	100	8,446	100			
7. Since enrolling at your current institution, have you lived with students from a country other than your own (exclude study abroad and other programs in other countries)?^j										
	GBL07	No		305	79	6,561	79	21%	21%	-0.01
	(Means indicate the percentage who responded "Yes.")	Yes		79	21	1,913	21			
		Total		384	100	8,474	100			

*p<.05, **p<.01, ***p<.001 (2-tailed); Refer to the endnotes page for the key to triangle symbols.

Seniors

Item wording or description	Variable name	Values ^c	Response options	Frequency Distributions ^a				Statistical Comparisons ^b		
				NC State		Doctoral VH/H		NC State	Doctoral VH/H	
				Count	%	Count	%	Mean	Mean	Effect size ^d
1. How much does your institution emphasize the following?										
a. Providing courses that focus on global and international topics	GBL01a	1	Very little	31	6	1,151	11	2.6	2.6	.04
		2	Some	195	40	4,295	38			
		3	Quite a bit	191	40	4,107	36			
		4	Very much	65	14	1,862	16			
		Total		482	100	11,415	100			
b. Providing activities and experiences (speakers, events) that focus on global and international topics	GBL01b	1	Very little	31	6	968	9	2.7	2.6 *	.11
		2	Some	154	32	3,959	35			
		3	Quite a bit	204	43	4,333	38			
		4	Very much	92	19	2,104	18			
		Total		481	100	11,364	100			
2. Which of the following have you done or do you plan to do before you graduate?^j										
a. Complete a <i>course</i> that focuses on global trends or issues (human rights, international relations, world health, climate, etc.)	GBL02a		Have not decided	17	4	724	7	62%	50% ***	.24
			Do not plan to do	144	30	3,854	35			
			Plan to do	19	4	989	9			
			Done or in progress	301	62	5,838	50			
			Total	481	100	11,405	100			
b. Complete a <i>course</i> that focuses on perspectives, issues, or events from other countries or regions	GBL02b		Have not decided	16	3	729	6	59%	49% ***	.19
			Do not plan to do	164	35	4,034	36			
			Plan to do	16	3	917	8			
			Done or in progress	282	59	5,704	49			
			Total	478	100	11,384	100			
c. Complete a <i>course</i> that focuses on religions or cultural groups other than your own	GBL02c		Have not decided	22	4	725	7	50%	45% *	.10
			Do not plan to do	211	43	4,689	42			
			Plan to do	11	3	734	7			
			Done or in progress	236	50	5,246	45			
			Total	480	100	11,394	100			
3. During the current school year, how much has your coursework encouraged you to do the following?										
a. Understand the viewpoints, values, or customs of different world cultures, nationalities, and religions	GBL03a	1	Very little	91	20	1,989	18	2.5	2.6	-.08
		2	Some	163	34	3,499	31			
		3	Quite a bit	123	26	3,109	27			
		4	Very much	100	20	2,788	24			
		Total		477	100	11,385	100			
b. Develop skills for interacting effectively and appropriately with those from different world cultures, nationalities, and religions	GBL03b	1	Very little	86	18	2,202	20	2.5	2.5	-.04
		2	Some	175	37	3,537	32			
		3	Quite a bit	123	26	3,050	27			
		4	Very much	95	19	2,549	22			
		Total		479	100	11,338	100			

Seniors

Item wording or description	Variable name	Values ^c	Response options	Frequency Distributions ^a				Statistical Comparisons ^b		
				NC State		Doctoral VH/H		NC State	Doctoral VH/H	
				Count	%	Count	%	Mean	Mean	Effect size ^d
4. During the current school year, about how often have you done the following?										
a. Discussed international or global topics and issues with others	GBL04a	1	Never	32	7	1,272	12	2.7	2.6 *	.12
		2	Sometimes	187	40	4,232	37			
		3	Often	128	26	3,252	28			
		4	Very often	128	27	2,616	22			
		Total		475	100	11,372	100			
b. Talked about international opportunities (study abroad, international internship, Model UN, field study or research abroad, etc.) with a faculty member or advisor	GBL04b	1	Never	219	47	4,669	41	1.8	2.0 **	-.15
		2	Sometimes	158	32	3,523	31			
		3	Often	50	10	1,786	16			
		4	Very often	47	10	1,399	12			
		Total		474	100	11,377	100			
c. Attended events or activities that promoted the understanding of different world cultures, nationalities, and religions	GBL04c	1	Never	166	36	4,356	39	1.9	1.9	.01
		2	Sometimes	205	43	4,268	37			
		3	Often	65	13	1,681	14			
		4	Very often	40	8	1,045	9			
		Total		476	100	11,350	100			
d. Worked on out-of-class activities (campus events, committees, student groups, etc.) with an international or global focus	GBL04d	1	Never	265	56	6,250	56	1.7	1.7	.00
		2	Sometimes	121	25	2,907	25			
		3	Often	52	11	1,261	11			
		4	Very often	38	8	938	8			
		Total		476	100	11,356	100			
e. Participated in a program that pairs domestic and international students (language partners, buddy program, etc.)	GBL04e	1	Never	362	76	8,407	74	1.4	1.4	-.06
		2	Sometimes	70	15	1,581	14			
		3	Often	22	5	757	7			
		4	Very often	23	5	585	5			
		Total		477	100	11,330	100			
5a. During the current school year, have you looked for information about global education programs and opportunities (study abroad, international internships, international field studies or research, volunteering abroad, etc.)?^j										
	GBL05a	No		321	68	7,458	66	32%	34%	-.03
		Yes		156	32	3,915	34			
		Total		477	100	11,373	100			
5b. Which of the following were your sources of information? (Select all that apply.)										
	GBL05b_1	—	Study abroad or international studies office	98	61	2,343	60			
	GBL05b_2	—	Major/academic department office	48	31	1,080	29			
	GBL05b_3	—	Career office	17	12	384	11			
	GBL05b_4	—	Academic advisor	45	28	1,038	27			
	GBL05b_5	—	Faculty member	51	33	1,272	33			
	GBL05b_6	—	Attendance at international programs or events	22	13	566	15			
	GBL05b_7	—	Website, newsletter, catalog, or other published sources	87	55	1,973	50			
	GBL05b_8	—	Friends or other students	62	39	1,649	42			
	GBL05b_9	—	Family members	15	10	462	12			
	GBL05b_10	—	Other, please specify:	7	4	134	3			

*p<.05, **p<.01, ***p<.001 (2-tailed); Refer to the endnotes page for the key to triangle symbols.

Seniors

Item wording or description	Variable name	Values ^c	Response options	Frequency Distributions ^a				Statistical Comparisons ^b		
				NC State		Doctoral VH/H		NC State	Doctoral VH/H	Effect size ^d
				Count	%	Count	%	Mean	Mean	
6. How much has your experience at this institution contributed to your knowledge, skills, and personal development in the following areas?										
a. Being informed about current international and global issues	GBL06a	1	Very little	68	14	2,096	19	2.5	2.4	.08
		2	Some	190	41	4,337	38			
		3	Quite a bit	139	29	3,185	28			
		4	Very much	76	16	1,738	15			
			Total	473	100	11,356	100			
b. Speaking a second language	GBL06b	1	Very little	256	54	6,133	54	1.8	1.8	-.01
		2	Some	105	22	2,374	21			
		3	Quite a bit	55	11	1,439	13			
		4	Very much	58	12	1,388	12			
			Total	474	100	11,334	100			
c. Seeking international or global opportunities out of your comfort zone	GBL06c	1	Very little	163	35	4,304	39	2.1	2.0 *	.10
		2	Some	150	31	3,707	33			
		3	Quite a bit	98	20	2,058	18			
		4	Very much	62	13	1,261	11			
			Total	473	100	11,330	100			
d. Understanding how your actions affect global communities	GBL06d	1	Very little	92	19	2,965	27	2.4	2.2 ***	.18
		2	Some	179	38	4,076	36			
		3	Quite a bit	125	26	2,818	25			
		4	Very much	79	16	1,453	12			
			Total	475	100	11,312	100			
e. Preparing for life and work in an increasingly globalized era	GBL06e	1	Very little	58	12	2,411	22	2.6	2.4 ***	.21
		2	Some	162	35	3,776	33			
		3	Quite a bit	156	33	3,226	28			
		4	Very much	96	20	1,907	17			
			Total	472	100	11,320	100			
f. Encouraging your sense of global responsibility	GBL06f	1	Very little	63	13	2,334	22	2.6	2.4 ***	.18
		2	Some	161	35	3,704	33			
		3	Quite a bit	146	31	3,112	27			
		4	Very much	101	21	2,067	18			
			Total	471	100	11,217	100			
7. Since enrolling at your current institution, have you lived with students from a country other than your own (exclude study abroad and other programs in other countries)?^j										
	GBL07		No	334	70	8,555	76	30%	24% **	.13
	(Means indicate the percentage who responded "Yes.")		Yes	140	30	2,732	24			
			Total	474	100	11,287	100			

First-Year Students

Variable name	N	Mean		Standard error ^f		Standard deviation ^g		DF ^h	Sig. ⁱ	Effect size ^d
		NC State	Doctoral VH/H	NC State	Doctoral VH/H	NC State	Doctoral VH/H			
GBL01a	390	2.56	2.61	.04	.01	0.75	0.82	453	.185	-.06
GBL01b	388	2.89	2.71	.04	.01	0.81	0.85	444	.000	.21
GBL02a ^k	390	.168	.199	.0190	.0052	--	--	--	.141	-.08
GBL02b ^k	389	.163	.182	.0187	.0050	--	--	--	.342	-.05
GBL02c ^k	390	.114	.162	.0161	.0048	--	--	--	.012	-.14
GBL03a	390	2.30	2.51	.05	.01	0.93	0.92	6,334	.000	-.22
GBL03b	386	2.31	2.44	.05	.01	0.89	0.93	442	.004	-.15
GBL04a	389	2.57	2.47	.04	.01	0.79	0.87	453	.015	.12
GBL04b	389	2.21	2.17	.04	.01	0.88	0.93	6,330	.413	.04
GBL04c	387	2.07	1.95	.04	.01	0.83	0.89	446	.004	.14
GBL04d	387	1.68	1.71	.04	.01	0.84	0.89	6,320	.609	-.03
GBL04e	387	1.37	1.46	.04	.01	0.70	0.81	457	.009	-.12
GBL05a ^k	388	.655	.512	.0242	.0065	--	--	--	.000	.29
GBL06a	388	2.33	2.32	.04	.01	0.78	0.89	456	.757	.01
GBL06b	386	1.62	1.74	.04	.01	0.86	1.00	456	.009	-.12
GBL06c	387	2.15	2.03	.04	.01	0.81	0.92	454	.004	.14
GBL06d	385	2.20	2.13	.04	.01	0.85	0.91	6,291	.126	.08
GBL06e	386	2.40	2.32	.04	.01	0.85	0.93	448	.087	.08
GBL06f	380	2.43	2.32	.05	.01	0.90	0.95	6,244	.040	.11
GBL07 ^k	383	.206	.211	.0207	.0053	--	--	--	.797	-.01

See the endnotes on the last page of this report.





Seniors

Variable name	N	Mean		Standard error ^f		Standard deviation ^g		DF ^h	Sig. ⁱ	Effect size ^d
		NC State	Doctoral VH/H	NC State	Doctoral VH/H	NC State	Doctoral VH/H			
GBL01a	484	2.61	2.57	.04	.01	0.80	0.88	558	.314	.04
GBL01b	482	2.74	2.64	.04	.01	0.83	0.88	550	.014	.11
GBL02a ^k	482	.618	.501	.0221	.0057	--	--	--	.000	.24
GBL02b ^k	480	.587	.491	.0225	.0057	--	--	--	.000	.19
GBL02c ^k	482	.496	.447	.0228	.0056	--	--	--	.036	.10
GBL03a	479	2.47	2.56	.05	.01	1.03	1.04	8,235	.078	-.08
GBL03b	481	2.46	2.50	.05	.01	1.00	1.04	547	.437	-.04
GBL04a	477	2.73	2.62	.04	.01	0.93	0.96	8,212	.011	.12
GBL04b	476	1.82	1.98	.04	.01	0.97	1.02	8,223	.001	-.15
GBL04c	478	1.94	1.93	.04	.01	0.90	0.94	543	.780	.01
GBL04d	478	1.71	1.71	.04	.01	0.95	0.95	8,209	.921	.00
GBL04e	479	1.38	1.43	.04	.01	0.78	0.83	547	.215	-.06
GBL05a ^k	479	.321	.336	.0214	.0054	--	--	--	.497	-.03
GBL06a	475	2.47	2.39	.04	.01	0.93	0.96	8,211	.108	.08
GBL06b	476	1.81	1.82	.05	.01	1.05	1.06	8,195	.864	-.01
GBL06c	475	2.11	2.01	.05	.01	1.03	1.00	530	.040	.10
GBL06d	477	2.40	2.23	.04	.01	0.98	0.98	8,183	.000	.18
GBL06e	473	2.60	2.40	.04	.01	0.94	1.01	541	.000	.21
GBL06f	473	2.60	2.42	.04	.01	0.96	1.02	540	.000	.18
GBL07 ^k	476	.300	.242	.0210	.0049	--	--	--	.005	.13

Endnotes

- a. Column percentages are weighted by institution-reported sex and enrollment status (and institution size for comparison groups). Percentages may not sum to 100 due to rounding. Counts are unweighted; column percentages cannot be replicated from counts.
- b. All statistics are weighted by institution-reported sex and enrollment status (and institution size for comparison groups). Unless otherwise noted, statistical comparisons are two-tailed independent t -tests. Items with categorical response sets are left blank.
- c. These are the values used to calculate means. For the majority of items, these values match the codes in the data file and codebook.
- d. Effect size for independent t -tests uses Cohen's d ; z -tests use Cohen's h .
- e. Statistics are weighted by institution-reported sex and enrollment status (and institution size for comparison groups). Categorical items are not listed.
- f. The 95% confidence interval for the population mean is equal to the sample mean plus or minus 1.96 times the standard error of the mean.
- g. A measure of the amount individual scores deviate from the mean of all the scores in the distribution.
- h. Degrees of freedom used to compute the t -tests. Values differ from N s due to weighting and whether equal variances were assumed.
- i. Statistical comparisons are two-tailed independent t -tests or z -tests. Statistical significance represents the probability that the difference between your students' mean and that of the students in the comparison group is due to chance.
- j. Statistical comparison uses z -test to compare the proportion who responded (depending on the item) "Done or in progress" or "Yes" with all who responded otherwise.
- k. Mean represents the proportion who responded (depending on the item) "Done or in progress" or "Yes."

Key to symbols:

-  **Your students' average** was significantly higher ($p < .05$) with an effect size at least .3 in magnitude.
-  **Your students' average** was significantly higher ($p < .05$) with an effect size less than .3 in magnitude.
-  **Your students' average** was significantly lower ($p < .05$) with an effect size less than .3 in magnitude.
-  **Your students' average** was significantly lower ($p < .05$) with an effect size at least .3 in magnitude.

Note: It is important to interpret the direction of differences relative to item wording and your institutional context.