

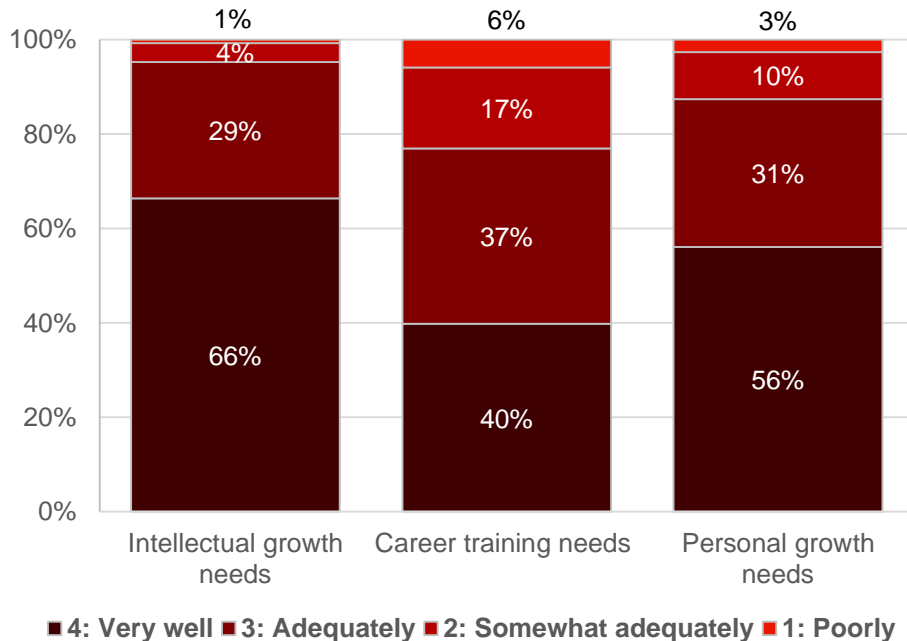
# 2022 Graduating Senior Survey: Fast Facts

## Overall Satisfaction



- 96% rate the quality of the overall education they received as “excellent” (55%) or “good” (40%)
- 91% said they would recommend NC State to a friend
- 84% would choose to attend NC State again

## NC State’s Ability to Meet Students’ Needs



## Academic and Personal Growth

Students are most likely to report that NC State contributed “very much” to their development in the following areas:



### General education goals:

- Gathering relevant information or evidence (68%)
- Applying analytic skills (65%)
- Ability to plan and carry out projects independently (63%)



### Personal development goals:


- Seeing projects through to completion (68%)
- Taking responsibility for my own behavior (67%)
- Valuing learning as a lifelong process (64%)



### World view goals:

- Ability to work with people from diverse backgrounds (64%)
- Understanding and respecting diverse cultures, values, and perspectives (60%)

## Engagement in High-Impact Experiences\*



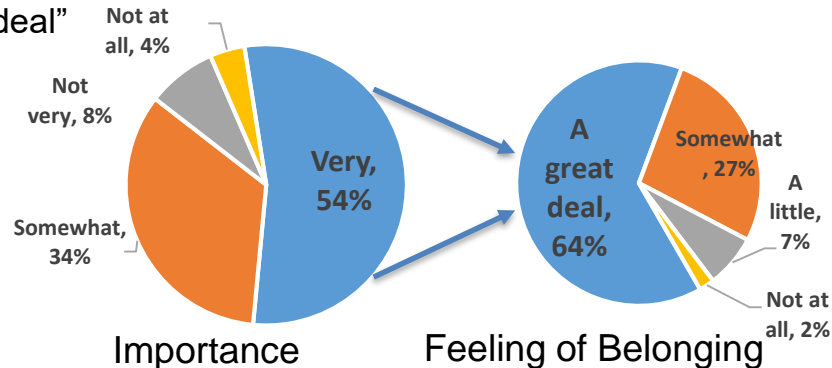
- Paid internship: 47%
- Unpaid internship: 23%
- Research/scholarly/creative project with a faculty member: 22%
- International experience (e.g., study abroad, service trip): 12%
- Service learning: 9%
- Co-op: 7%
- 70% who had a work-related experience said it contributed “very much” to their personal/professional growth



\* Participation was likely impacted due to the COVID-19 pandemic

## Importance and Feeling of Belonging with NC State Overall

The majority of those for whom it is “very important” to experience a sense of belonging actually feel such belonging “a great deal”



## NC State Students Persevere



- ¼ of respondents said it took over four years to graduate, most often due to changing majors, participation in a co-op or internship, or for personal or financial reasons
- ¼ of respondents who had graduated say they had considered withdrawing or transferring from NC State, often to pursue a different major, for personal or health reasons, or due to the Covid-19 Pandemic

## Survey Methodology

The Graduating Senior Survey is administered every academic year to a population of students who expect to graduate in that academic year. In 2022, of the 5,608 students invited to participate in the survey; 3,221 students did so, for a response rate of 57%. Reports associated with the 2022 Graduating Senior Survey are available on the Institutional Strategy and Analysis website. For more information, contact Institutional Strategy and Analysis at [studentsurveys@ncsu.edu](mailto:studentsurveys@ncsu.edu).

Prepared by: Christian Alberg, Graduate Extension Assistant