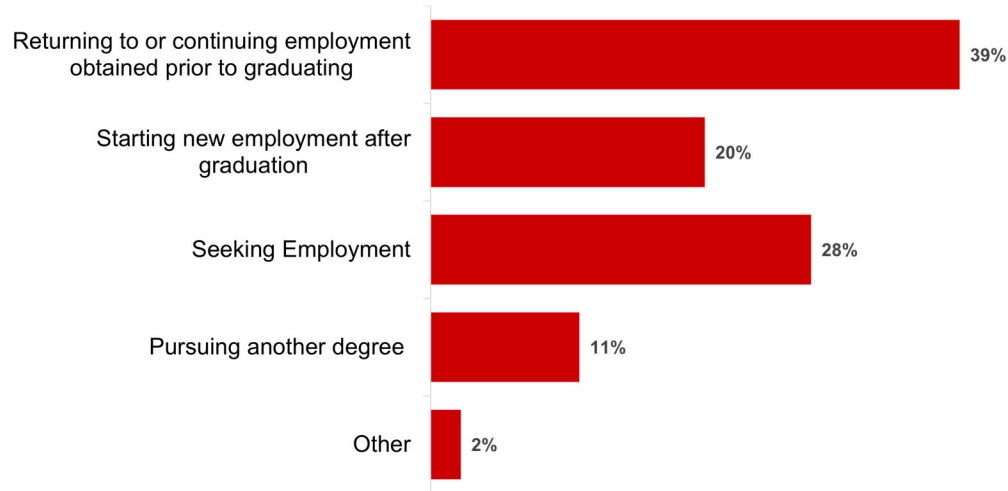


Fast Facts: Graduate Future Plans Surveys (Fall 2023 and Spring 2024) Master's Degree Recipients

Primary Plans Following Graduation (n=1,310)

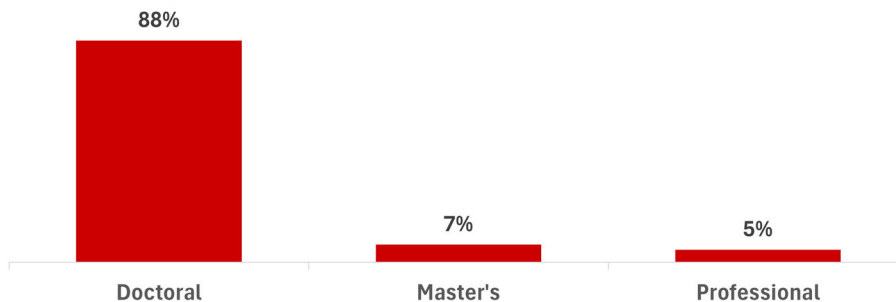


Further Education

Continued Enrollment in Graduate/Professional School

- Half of those planning to pursue further education in the coming year are already enrolled (51%), while another quarter (26%) have been accepted and know where they are going.
- Almost nine-tenths (87%) are attending schools in North Carolina.
- Four-fifths (81%) are attending NC State.

Degrees Pursuing



Employment Characteristics

The Job Search

- Over half of respondents starting a new job began looking for employment 6 or more months before graduation (55%).
- Almost half reported receiving their accepted job offer 3 or more months before graduation (48%).
- Over two-fifths received more than one job offer (43%).

Compensation (Full-Time)

- Mean salary: \$93,506
- Median salary: \$87,500
- Received signing bonus and/or company shares: 34%

Job Location (Full-Time)

- Graduates are working in 36 states and 7 countries.
- 46% of those employed are working in the Triangle area (e.g., Raleigh, Durham, Chapel Hill).
- 62% of those employed are working in North Carolina
- 65% are working in the private sector



About the Data

- These data show the combined results of the Fall 2023 and Spring 2024 Graduate Future Plans Surveys (GFPS).
- 56.1% (1,310 of 2,336) of master's degree recipients completed the combined GFPS.
- Reports on the survey methods and results are on the ISA website: go.ncsu.edu/fps.reports

The Graduate Experience

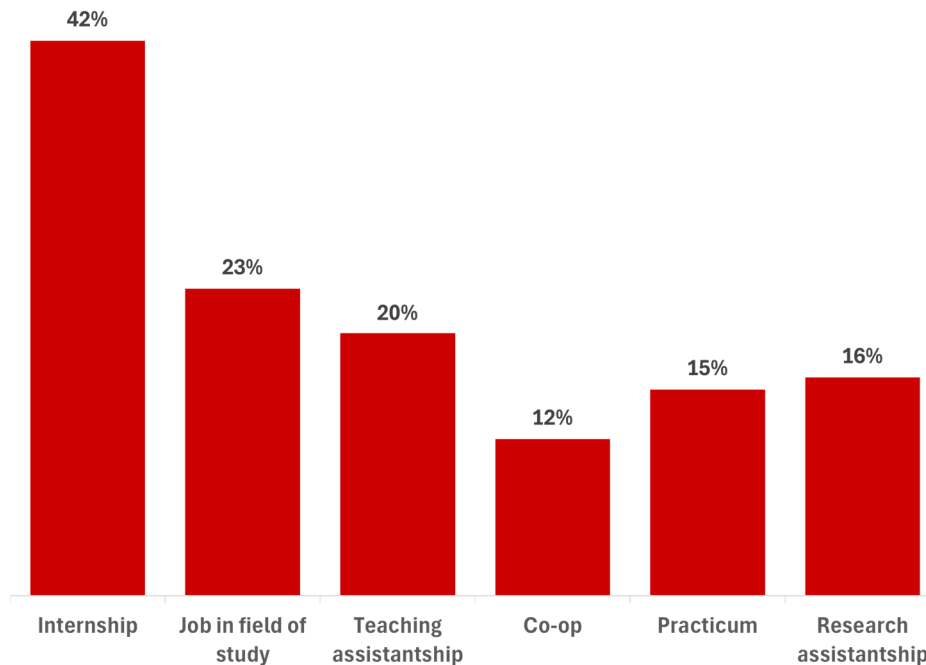
Feelings about the Future

- 95% of respondents feel “very prepared” (53%) or “somewhat prepared” (42%) for their future paths.
- 97% feel “very excited” (63%) or “fairly excited” (34%) about their paths.

Overall Satisfaction

- 87% reported feeling “very satisfied” (48%) or “satisfied” (39%) with their graduate program.
- 81% rated the mentoring from faculty within their program as “excellent” (51%) or “good” (30%).

Participation in Work-related and High-Impact Experiences



Career Preparation

Professional Development

- 85% rated their graduate program’s effectiveness in meeting their professional needs as “excellent” (47%) or “good” (38%).
- 79% of those who participated in professional development programs offered by The Graduate School reported being “very satisfied” (30%) or “satisfied” (49%) with these programs.
- 86% rated their confidence in their ability to do successful research in their chosen field as “excellent” (46%) or “good” (40%).

Career-Related Resources Used While at NC State

Career-Related Resources Used While at NC State	%
Attended career fair	42%
ePack	36%
Visited NC State Career Development Center website	28%
Attended presentation on resume writing, interviewing skills, etc.	28%
Attended employer info sessions	27%
Spoke w/ career counselor/coach	25%
On-campus interviewing	13%
Mock interviews w/ career counselor/coach	12%
Joined professional society at NC State	11%
Used a professional development program offered by The Graduate School	10%

For more information about the FPS contact:

Institutional Strategy and Analysis
NC State University
studentsurveys@ncsu.edu

Prepared by: J Ehlinger, Survey Research Analyst