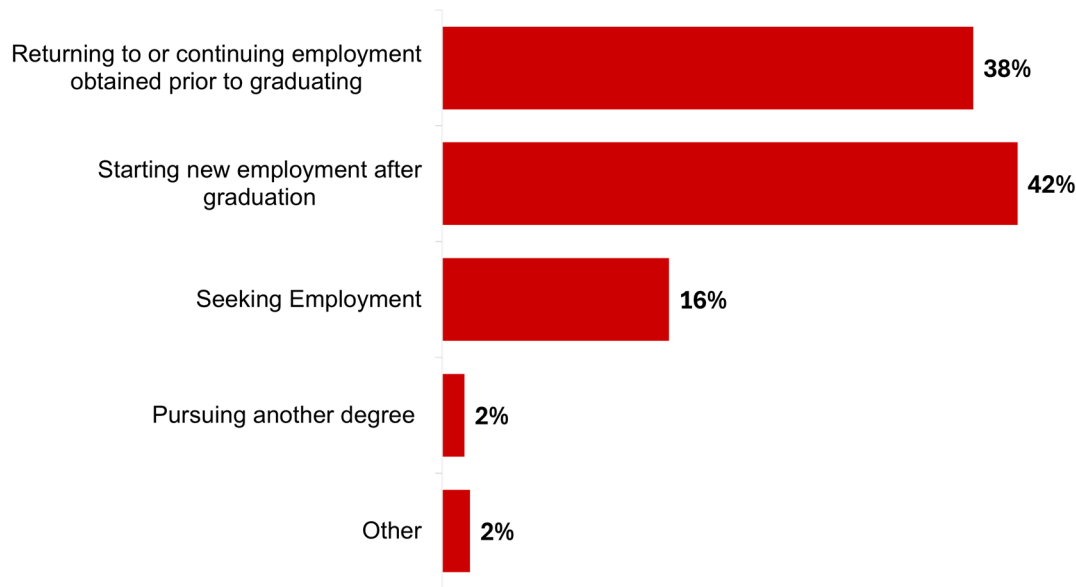


Fast Facts: Graduate Future Plans Surveys (Fall 2023 and Spring 2024) Doctoral Degree Recipients

Primary Plans Following Graduation (n=250)



Employment Characteristics (Full-time)

The Job Search

- Three-fifths (60%) of those starting a new job began looking for employment six or more months before graduation.
- Over half (55%) reported receiving their accepted job offer 3 or more months before graduation.
- Over two-fifths had more than one job offer (42%).

Compensation

- Mean salary: \$100,520
- Median salary: \$92,500
- Received signing bonus and/or company shares: 23%

Job Location

- Graduates are working in 30 states and 6 countries.
- 44% of those employed are working in North Carolina
- 31% of those employed are working in the Triangle area

Employment Sector (Full-Time)

- One-quarter of doctoral graduates (27%) are starting a postdoc position.
- Doctoral graduates are most likely to work in education, followed the private sector.



About the Data

These data show the combined results of the Fall 2023 and Spring 2024 Graduate Future Plans Surveys (GFPS)

60.7% (250 of 412) of doctoral degree recipients completed the combined GFPS.

Reports on the survey methods and results are on the ISA website: go.ncsu.edu/fps.reports

For more information about the FPS contact:

*Institutional Strategy and Analysis
NC State University
studentsurveys@ncsu.edu*

*Prepared by:
J Ehlinger, PhD
Survey Research Analyst*



The Graduate Experience

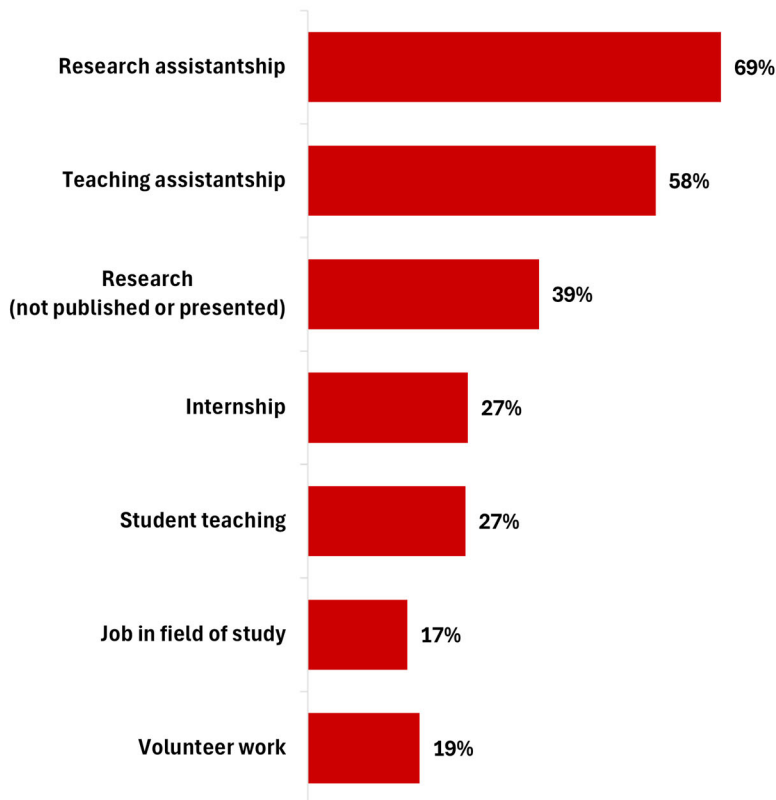
Feelings about the Future

- 97% of respondents feel “very prepared” (59%) or “somewhat prepared” (38%) for their future paths.
- 94% rate their confidence in their ability to do successful research in their chosen field as “excellent” (61%) or “good” (33%).
- Nearly all (97%) feel “very excited” (68%) or “fairly excited” (29%) about their future paths.

Overall Satisfaction

- 89% of respondents report feeling “very satisfied” (48%) or “satisfied” (41%) overall with their graduate program.

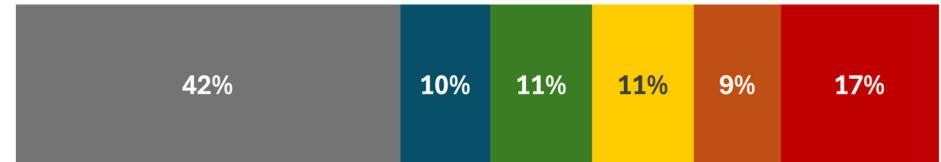
Participation in Work-Related and High-impact Experiences



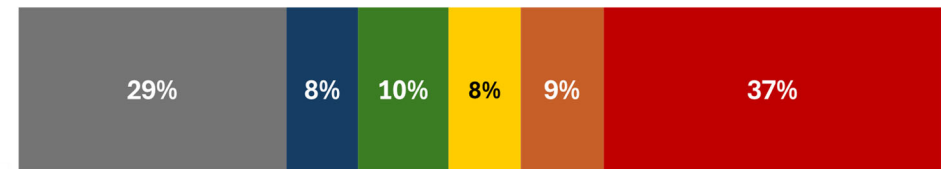
Career Preparation Activities

Academic Research

Number of Publications (n=244)



Number of Conference Presentations (n=245)



■ None ■ One ■ Two ■ Three ■ Four ■ Five or more

Career-Related Resources Used While at NC State

Career-Related Resources Used While at NC State	%
Presentations on resume writing, interviewing, etc.	34%
Attended a career fair	22%
ePack	22%
Visited NC State Career Development Center website	21%
Used a professional development program offered by the Graduate School	20%
Attended employer information sessions	14%
Joined a career-related professional society at NC State	14%
Spoke with career counselor/coach	13%
On-campus interviewing	5%
Mock interviews with a career counselor	4%