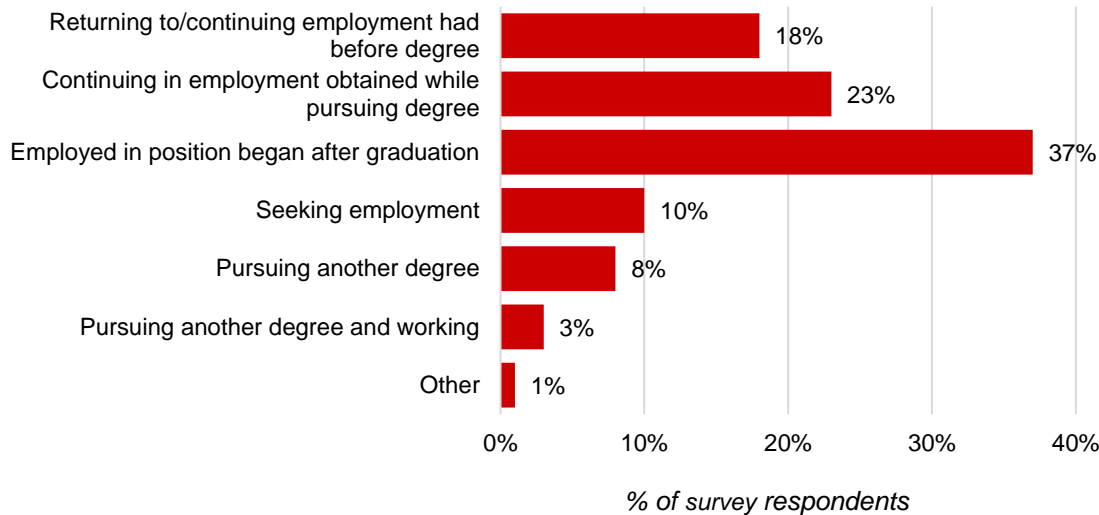


NC STATE UNIVERSITY

Combined Future Plans Surveys & Survey of Recent Graduates Academic Year 2021-2022 Master's Degree Recipients: Fast Facts

Primary Plans Following Graduation

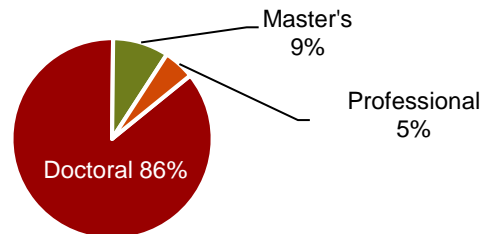


Further Education

Enrollment in Additional Graduate School

- Nearly half of those planning to pursue further education in the coming year (45%) are already enrolled, while another third (32%) have been accepted and know where they are going.
- Three-quarters (75%) are attending schools in North Carolina.
- 64% are attending NC State.

Degrees Pursuing



About the Data

- These data show the combined results of the semiannual Graduate Future Plans Surveys (GFPS) and the Survey of Recent Graduates (GSRG).
- 59.1% (1,377 of 2,328) of master's degree recipients completed the GFPS/GSRG.
- Reports on the survey methods and results are on the ISA website: go.ncsu.edu/fps.reports

Employment Characteristics

The Job Search

- 83% of respondents starting a new job began looking for employment 3 or more months before graduation.
- 65% reported receiving their accepted job offer 3 or more months before graduation.

Compensation (Full-Time)

- Mean salary: \$82,025
- Median salary: \$77,500
- Received signing bonus and/or company shares: 31%

Job Location (Full-Time)

- Graduates are working in 39 states and 10 countries.
- 46% of those employed are working in the Triangle area (e.g., Raleigh, Durham, Chapel Hill).

Top Employers

- Companies & organizations hiring the most graduates:



The Graduate Experience

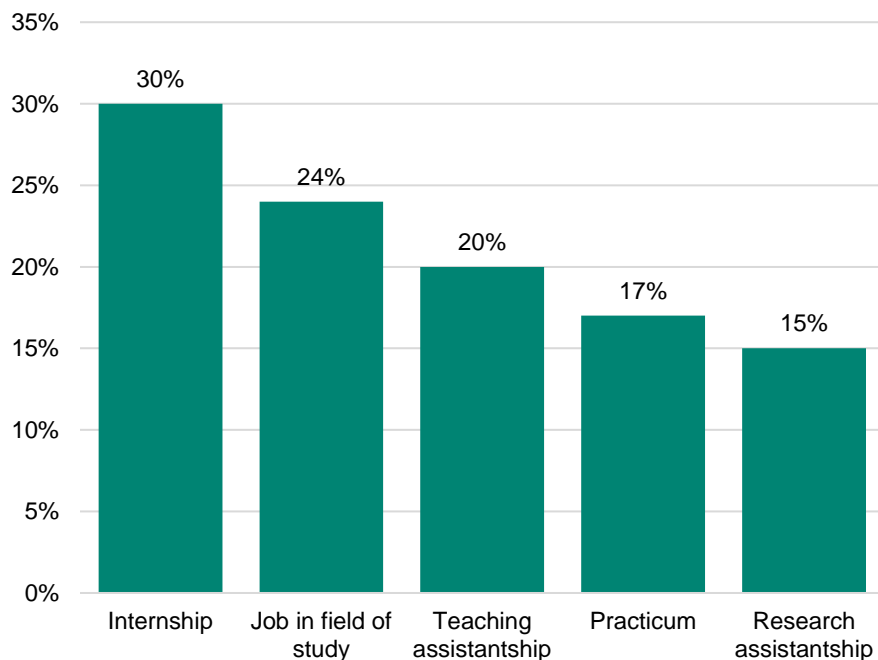
Feelings about the Future

- 97% of respondents feel “very prepared” (60%) or “somewhat prepared” (37%) for their future paths.
- Nearly all respondents (96%) feel “very excited” (66%) or “fairly excited” (30%) about their paths.

Overall Satisfaction

- 89% reported feeling “very satisfied” (53%) or “satisfied” (36%) with their graduate program.
- 81% rated the mentoring from faculty within their program as “excellent” (53%) or “good” (28%).

Participation in Work-Related Experiences



Career Preparation

Professional Development

- 87% rated their graduate program’s effectiveness in meeting their professional needs as “excellent” (53%) or “good” (34%).
- 83% of those who participated in grad school professional development programs reported being “very satisfied” (44%) or “satisfied” (39%) with these programs.
- 87% rated their confidence in their ability to do successful research in their chosen field as “excellent” (48%) or “good” (39%).

Career-Related Resources Used While at NC State (respondents could select multiple resources)

Resource	%
ePACK	27%
Presentations on job search and career-related topics	24%
Visited NC State Career Development Center website	22%
Attended career fair	22%
Attended employer info sessions	20%
Spoke w/ career counselor/coach	19%
Joined career-related professional society at NC State	14%
Mock interviews w/ career counselor/coach	13%
Participated in grad school professional development programs	11%



For more information about the FPS and SRG, contact:
 Institutional Strategy and Analysis
 NC State University
studentsurveys@ncsu.edu

Prepared by: Megan Brinson, Graduate Extension Assistant