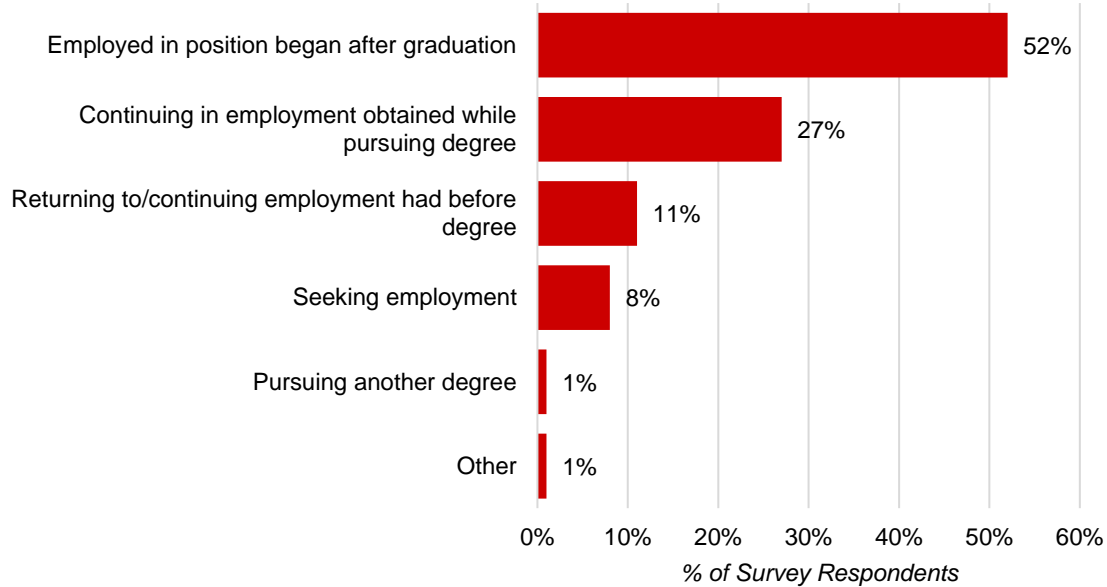


# NC STATE UNIVERSITY

## Combined Future Plans Surveys & Survey of Recent Graduates Academic Year 2021-2022 Doctoral Degree Recipients: Fast Facts

### Primary Plans Following Graduation



### About the Data

- These data show the combined results of the semiannual Graduate Future Plans Surveys (GFPS) and the Survey of Recent Graduates (GSRG).
- 59.7% (330 of 553) of doctoral degree recipients completed the GFPS/GSRG.
- Reports on the survey methods and results are on the ISA website: [go.ncsu.edu/fps.reports](http://go.ncsu.edu/fps.reports)

### Employment Characteristics

#### The Job Search

- Two thirds (66%) of respondents starting a new job began looking for employment 6 or more months before graduation.
- 54% reported receiving their accepted job offer 3 or more months before graduation.

#### Compensation (Full-Time)

- Mean salary: \$84,130
- Median salary: \$77,500
- Received signing bonus and/or company shares: 22%

#### Job Location (Full-Time)

- Graduates are working in 29 states and 14 countries.
- 37% of those employed are working in the Triangle area (e.g., Raleigh, Durham, Chapel Hill).

#### Top Employers (Full-Time)

- Organizations hiring the most graduates:



### Employment Sector (Full-Time)

- One-third of doctoral graduates (33%) are starting a postdoc position.
- Doctoral graduates are most likely to work in the education sector, followed by private industry and government.



## The Graduate Experience

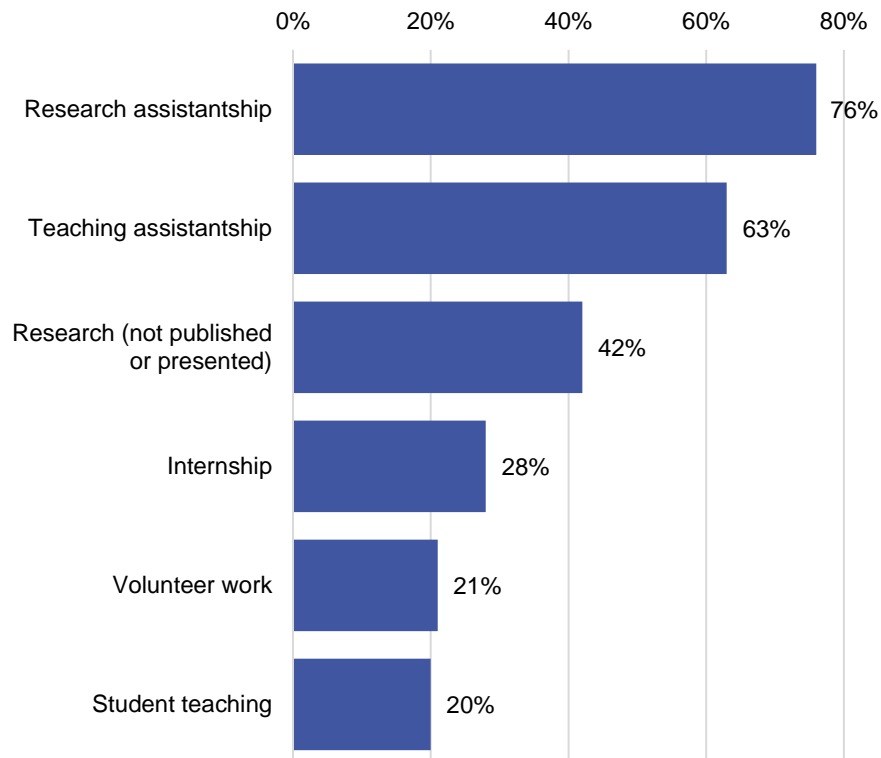
### Feelings about the Future

- 98% of respondents feel “very prepared” (61%) or “somewhat prepared” (37%) for their future paths.
- 96% rate their confidence in their ability to do successful research in their chosen field as “excellent” (61%) or “good” (35%).
- Nearly all (99%) feel “very excited” (69%) or “fairly excited” (30%) about their future paths.

### Overall Satisfaction

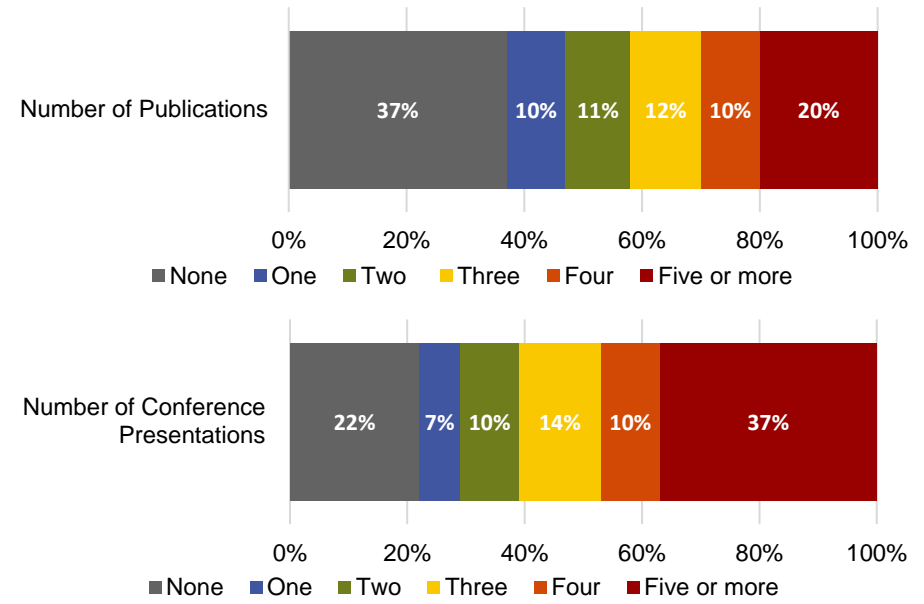
- 91% of respondents report feeling “very satisfied” (52%) or “satisfied” (39%) overall with their graduate program.

### Participation in Work-Related Experiences



## Career Preparation Activities

### Publications and Presentations



### Career-Related Resources Used While at NC State

Resource	%
Presentations on job search and career-related topics	41%
Participated in grad school professional development programs	29%
Visited NC State Career Development Center website	23%
ePACK	23%
Attended career fair	20%
Joined career-related professional society at NC State	19%

**For more information about the FPS and SRG, contact:**

*Institutional Strategy and Analysis*

*NC State University*

*studentsurveys@ncsu.edu*

*Prepared by: Megan Brinson, Graduate Extension Assistant*