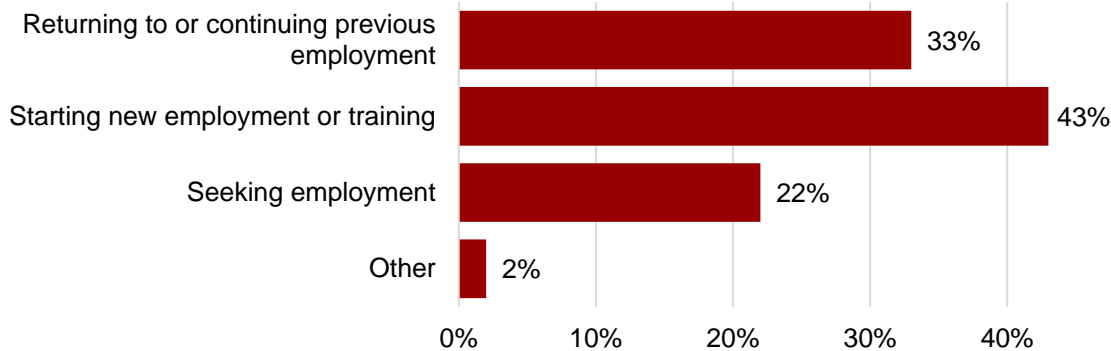


NC STATE UNIVERSITY

May 2023 Graduate Future Plans Survey: Fast Facts Doctoral Degree Recipients

Primary Plans after Graduation (N=119)



About the Data

- All data are from the May 2023 Graduate Future Plans Survey (GFPS) of doctoral degree recipients
- Out of 202 doctoral graduates invited to take the survey, 119 completed the GFPS for a response rate of 58.9%
- Additional reports on the survey methods and results are on the ISA website: go.ncsu.edu/fps.reports

The Job Search

- Of graduates starting new full-time employment:
 - 53% interviewed for 3 or more jobs
 - 49% received more than one job offer
 - 24% received a signing bonus and/or company shares with their offer

Employment Characteristics (all graduates employed full-time)

- Annual starting salary: \$93,052 (mean), \$87,500 (median)
- 37% of those continuing in or returning to employment they had before graduation received a salary increase and/or a promotion or job title change
- 36% are working in the Triangle area (e.g., Raleigh, Durham, Chapel Hill)
- 1 in 5 are in a postdoctoral position (20%)
- Job sector:
 - For-profit/industry 39%
 - 4-year college or university 26%
 - Other education institution 18%
 - Government 11%
 - Non-profit 2%
 - Other 4%
- Employers hiring the most graduates:



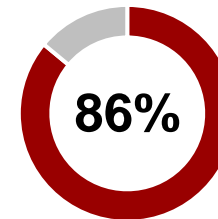
CORTEVA™
agriscience



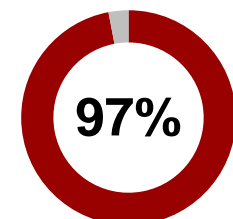
Professional Development

- Most frequently used career related resources at NC State:
 - Presentations on job search and career topics (24%)
 - Professional development programs offered by the Graduate School (24%)
 - Career fair (21%)
- 58% of graduates presented three or more papers/posters/creative works at conferences
- 31% published three or more articles/creative works in peer-reviewed journals

Overall Satisfaction and Preparation for Future Path



are "very satisfied" (45%) or "satisfied" (41%) with their graduate program



feel "very prepared" (58%) or "somewhat prepared" (39%) for their future career paths