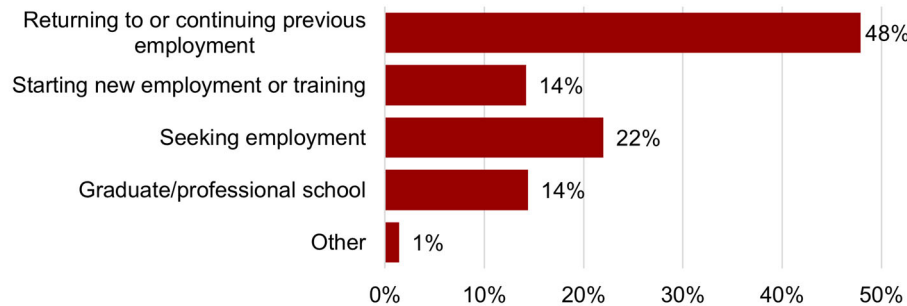


December 2023 Graduate Future Plans Survey – Fast Facts Master’s Degree Recipients

Primary Plans after Graduation (N=409)

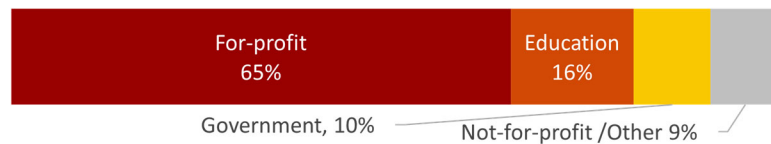


The Job Search

- Of graduates starting new full-time employment (n=251)
 - 50% received more than one job offer
 - 26% received a signing bonus (median value: \$11,250)
 - 15% received company shares (median value: \$55,000)
 - 48% received a relocation package

Employment Characteristics (n=259)

- 97% of those entering or continuing employment are full-time (vs. 3% part-time)
- Of those in full-time employment (n=251):
 - Annual starting salary: \$97,180 (mean), \$92,500 (median)
 - 45% are working in the Triangle area (Raleigh, Durham, Chapel Hill)
 - Master’s graduates are working across 29 states and 3 countries
- Job sector:



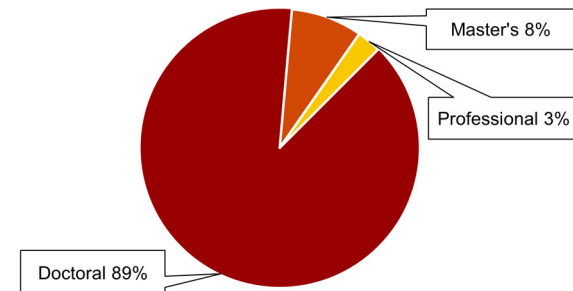
- Employers hiring the most graduates:



Further Education (n=59)

- Nine in ten are attending their first-choice school (89%)
- 86% are attending NC State
- 83% received a scholarship, fellowship, or assistantship

Degree Seeking (n=36)



Professional Development

- 84% of those who participated in grad school professional development programs (n=41) were “very satisfied” (42%) or “satisfied” (42%) with the programs
- 87% rated their confidence in their ability to do successful research in their chosen field as “excellent” (51%) or “good” (36%)
- 87% rated their graduate program’s effectiveness in meeting their professional needs as “excellent” (54%) or “good” (33%)

About the Data

- All data are from the December 2023 Graduate Future Plans Survey (GFPS)
- 58.7% (409 of 697) of master’s degree recipients completed the GFPS
- Reports on the survey methods and results are on the ISA web-site: go.ncsu.edu/fps.reports