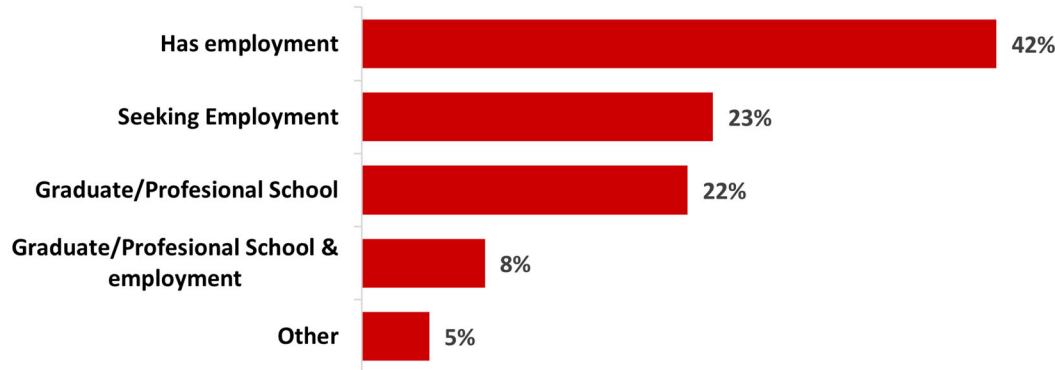


NC STATE UNIVERSITY

Fast Facts: Undergraduate Future Plans Surveys (Fall 2023 and Spring 2024) Bachelor's Degree Recipients

Primary Plans after Graduation (n=2,425)

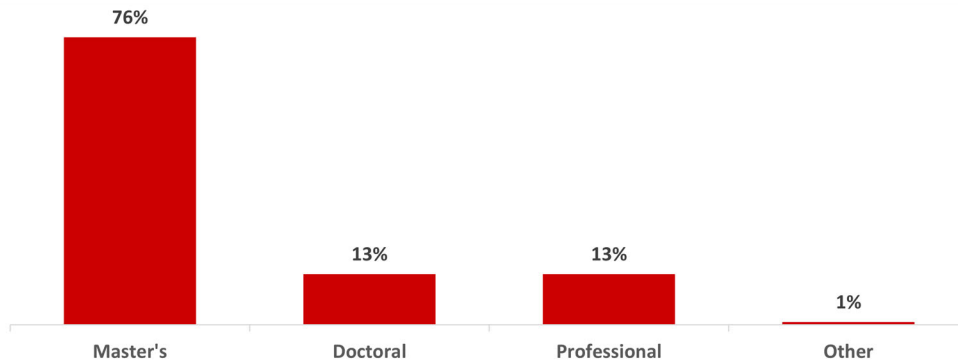


Further Education

Enrollment in Graduate/Professional School (n=725)

- Most respondents (91%) pursuing higher education are attending their first-choice school.
- Three-quarters (76%) are attending schools in North Carolina.
- Three-fifths (59%) are attending NC State.

Degrees Pursuing



Note: Total may exceed 100% because respondents could select more than one degree type.

Employment Characteristics (Full-Time Only)

The Job Search (n=1,060)

- 95% began looking for a job 3 or more months before graduation.
- 62% of respondents starting full-time employment reported receiving the job offer they accepted 3 or more months before graduation.

Compensation

- Mean salary: \$65,589
- Median salary: \$71,250
- Received signing bonus and/or company shares: 34.3%
- About half (54%) of those continuing in a job they had prior to graduation received a salary increase, promotion/ title change, or both.

Job Location

- Graduates are working in 41 states and 11 countries.
- 49% of those employed are working in the Triangle area (e.g., Raleigh, Durham, Chapel Hill).

Employers Hiring the Most Graduates

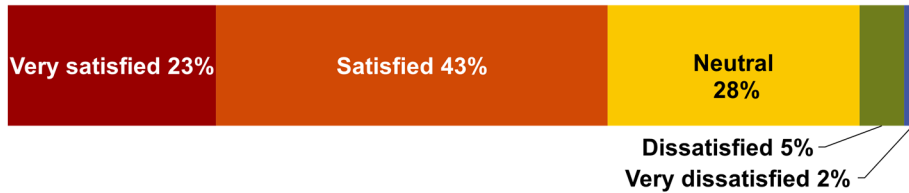


About the Data

- These data show the combined results of the Fall 2023 and Spring 2024 Undergraduate Future Plans Surveys
- 41.8% of graduating seniors (2,425 out of 5,800) completed the combined FPS.
- Reports on the survey methods and results are on the ISA website: go.ncsu.edu/fps.reports

Career Preparation

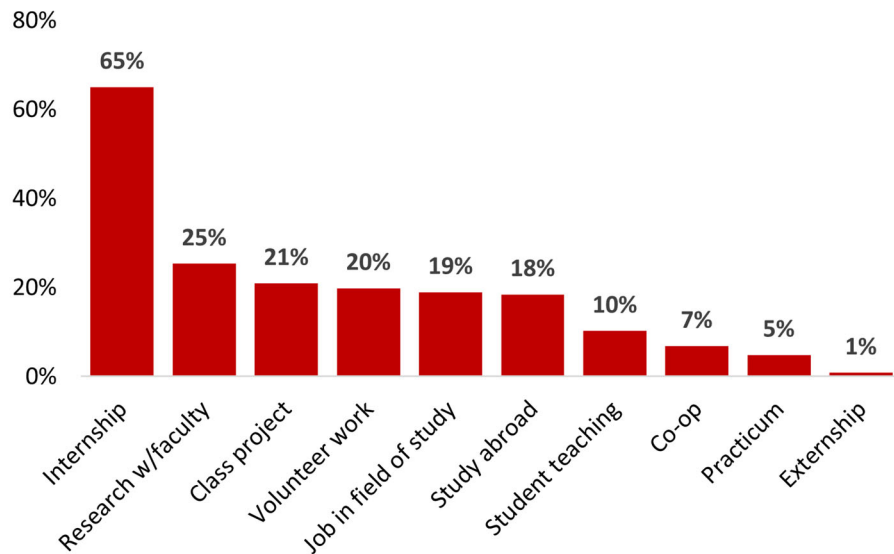
Satisfaction with Career Guidance from College/Department



Feelings about Career Preparation



Participation in Work-related or High-impact Experiences



Career-Related Resources Used While at NC State

Resource	%
Attended a career fair	63%
ePack	61%
Visited NC State Career Development Center website	37%
Presentations on resume writing, interviewing, etc.	31%
Joined career-related professional society at NC State	25%
Attended employer information sessions	24%
Spoke with Career Counselor/Coach	23%
Attended NC State Innovation and Entrepreneurship Programs	14%
On-campus interviewing	11%
Mock interviews with career counselor/coach	11%

Overall Experience

- 86% of all respondents said they are "very satisfied" (39%) or "satisfied" (47%) with their overall undergraduate program experience.
- 91% of graduates starting a full-time job after graduation reported being "very satisfied" (51%) or "satisfied" (40%) with their new position.
- Nearly all respondents (95%) feel "very excited" (60%) or "fairly excited" (35%) about their future paths.

For more information about the FPS, contact:

Institutional Strategy and Analysis (ISA)
 NC State University
studentsurveys@ncsu.edu

Prepared by: J Ehlinger, Survey Research Analyst