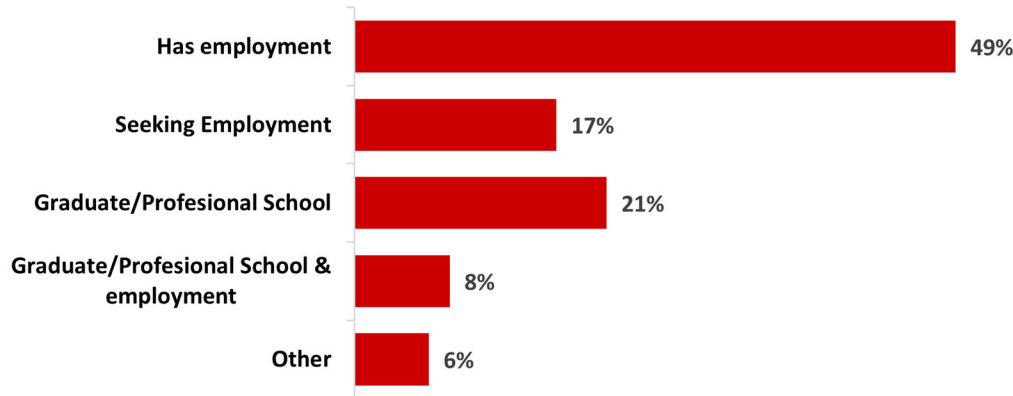


NC STATE UNIVERSITY

Fast Facts: Undergraduate Future Plans Surveys (Fall 2022 and Spring 2023) Bachelor's Degree Recipients

Primary Plans after Graduation (n=2306)

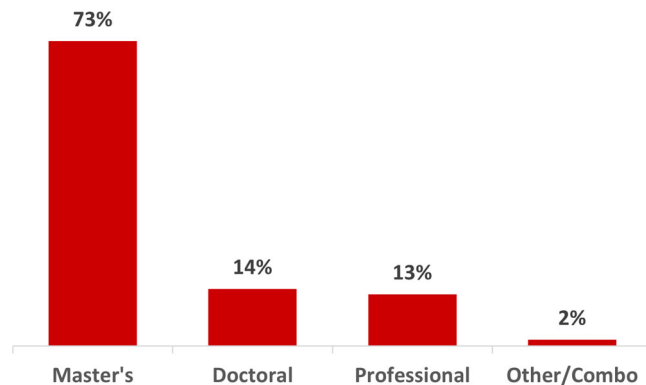


Further Education

Enrollment in Graduate/Professional School (n=449)

- Most respondents pursuing higher education (88%) are attending their first-choice school.
- Over three-quarters (77%) are attending schools in North Carolina.
- Over half (55%) are attending NC State.

Degrees Pursuing



Employment Characteristics (Full-Time Only)

The Job Search (n=951)

- 93% began looking for a job 3 or more months before graduation.
- 61% of respondents starting full-time employment reported receiving the job offer they accepted 3 or more months before graduation.

Compensation

- Mean salary: \$64,762
- Median salary: \$66,250
- Received signing bonus and/or company shares: 38%
- About half of those continuing in a job they had prior to graduation (49%) received a salary increase, promotion/ title change, or both.

Job Location

- Graduates are working in 39 states and 13 countries.
- 47% of those employed are working in the Triangle area (e.g., Raleigh, Durham, Chapel Hill).

Employers Hiring the Most Graduates

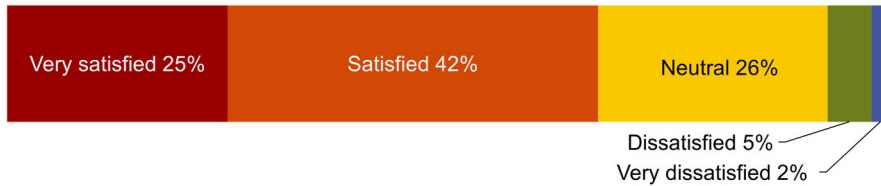


About the Data

- These data show the combined results of the Fall 2022 and Spring 2023 Undergraduate Future Plans Surveys
- 42% of graduating seniors (2,306 out of 5,494) completed the FPS.
- Reports on the survey methods and results are on the ISA website: go.ncsu.edu/fps.reports

Career Preparation

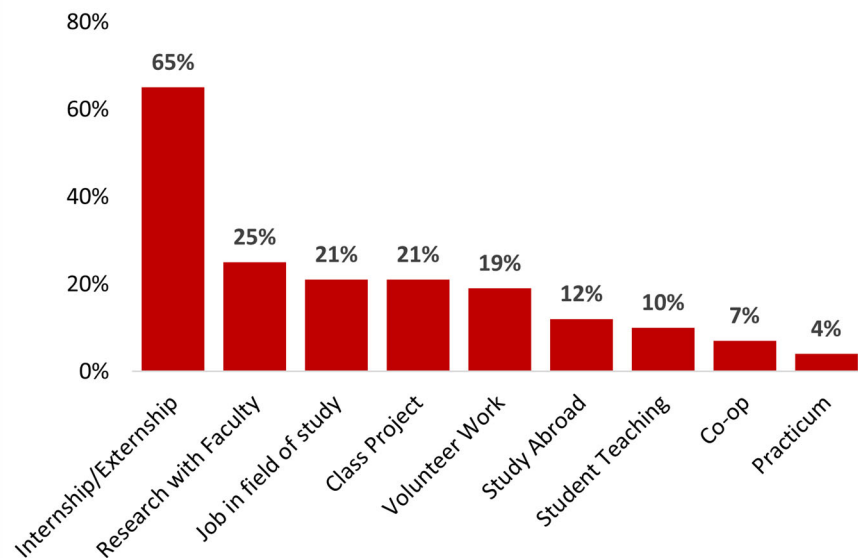
Satisfaction with Career Guidance from College/Department



Feelings about Career Preparation



Participation in Work-related Experiences



Career-Related Resources Used While at NC State

Resource	%
ePACK	58%
Attended a career fair	56%
Visited NC State Career Development Center website	33%
Presentations on resume writing, interviewing, etc.	27%
Spoke with career counselor/coach	23%
Joined career-related professional society at NC State	22%
Attended employer info sessions	21%
On-campus interviewing	10%
Mock interviews with career counselor/coach	10%

Overall Experience

Feelings about the Future

- Nearly all respondents (96%) feel "very excited" (63%) or "fairly excited" (33%) about their future paths.

Overall Satisfaction

- 92% of graduates starting a full-time job after graduation reported being "very satisfied" (56%) or "satisfied" (36%) with their new position.
- 86% of all respondents said they are "very satisfied" (41%) or "satisfied" (45%) with their overall undergraduate program experience.

For more information about the FPS, contact:

Institutional Strategy and Analysis (ISA)
 NC State University
studentsurveys@ncsu.edu

Prepared by: J Ehlinger, Survey Research Analyst