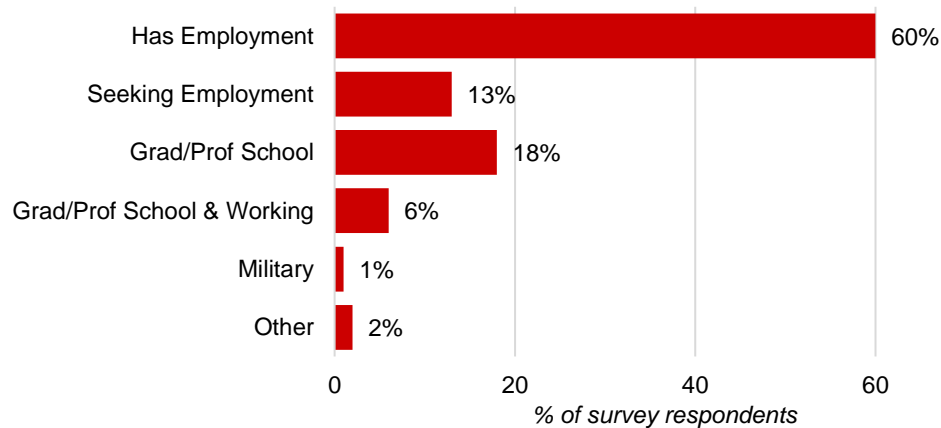


NC STATE UNIVERSITY

Combined Future Plans Surveys & Survey of Recent Graduates Academic Year 2021-2022 Bachelor's Degree Recipients: Fast Facts

Primary Plans After Graduation

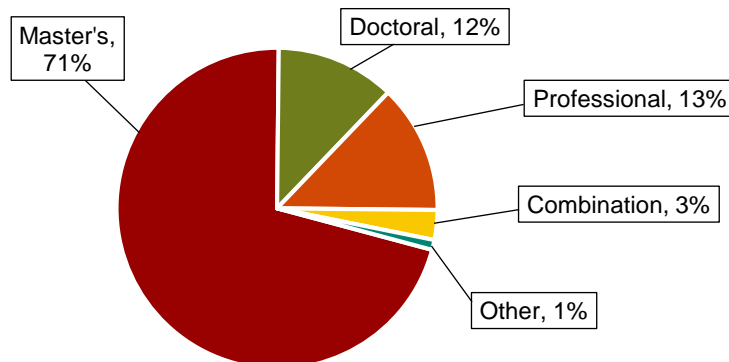


Further Education

Enrollment in Graduate/Professional School

- Most respondents pursuing higher education (91%) are attending their first-choice school.
- Nearly three-quarters (73%) are attending schools in North Carolina.
- Over half (56%) are attending NC State.

Degrees Pursuing



About the Data

- These data show the combined results of the semiannual Future Plans Surveys of Undergraduates (FPS) and the Survey of Recent Graduates (SRG).
- 47.4% of graduating seniors (2,875 out of 6,066) from the 2021-2022 academic year completed the FPS/SRG.
- Reports on the survey methods and results are on the ISA website: go.ncsu.edu/fps.reports

Employment Characteristics

The Job Search

- 55% began looking for a job 6 or more months before graduation.
- 44% of respondents starting full-time employment reported receiving the job offer they accepted 3 or more months before graduation.

Compensation (Full-Time)

- Mean salary: \$59,466
- Median salary: \$61,250
- Received signing bonus and/or company shares: 31%
- Over half of those continuing in a job they had prior to graduation (52%) received a salary increase, promotion/title change, or both.

Job Location (Full-Time)

- Graduates are working in 40 states and 12 countries.
- 52% of those employed are working in the Triangle area (e.g., Raleigh, Durham, Chapel Hill).

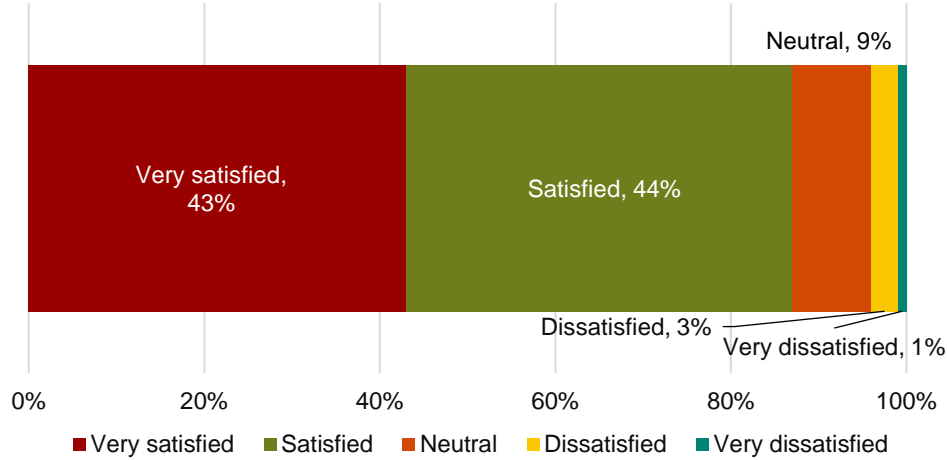
Top Employers

- Companies & organizations hiring the most graduates:

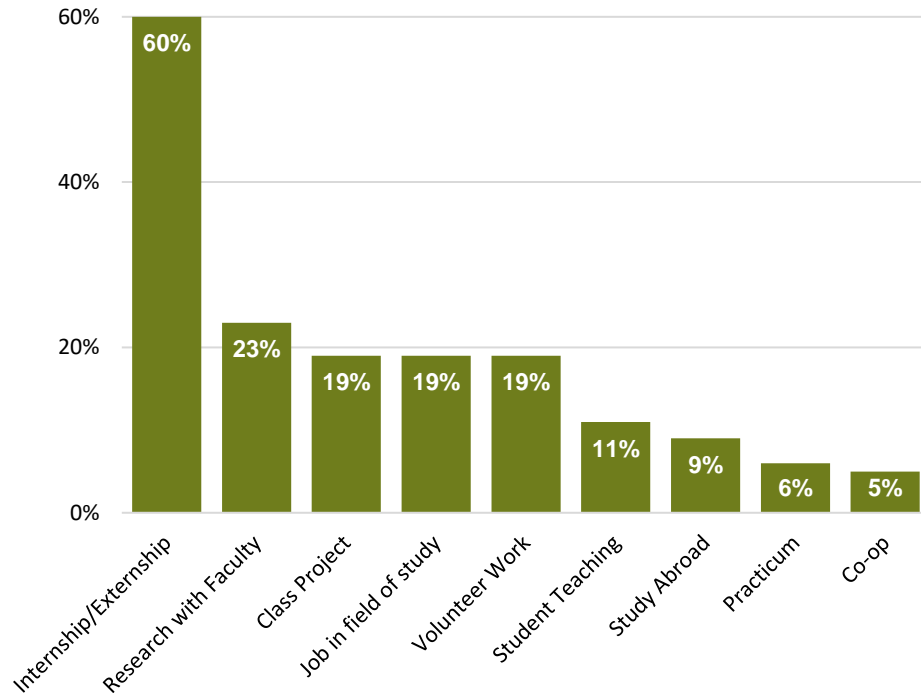


Career Preparation

Satisfaction with Career Guidance from College/Department



Participation in Work-Related Experiences



Career-Related Resources Used While at NC State

Resource	%
ePACK	60%
Attended a career fair	54%
Visited NC State Career Development Center website	37%
Presentations on job search and career-related topics	29%
Joined career-related professional society at NC State	24%
Spoke with career counselor/coach	23%
Attended employer info sessions	22%
Mock interviews with career counselor/coach	11%
On-campus interviewing	10%

Overall Experience

Feelings about the Future

- 95% of respondents feel “very prepared” (48%) or “somewhat prepared” (47%) for their future paths.
- Nearly all respondents (97%) feel “very excited” (66%) or “fairly excited” (31%) about their future paths.

Overall Satisfaction

- 92% of graduates who started a full-time job after graduation reported being “very satisfied” (55%) or “satisfied” (37%) with their new position.
- 87% of all respondents said they are “very satisfied” (43%) or “satisfied” (44%) with their overall undergraduate program experience.



For more information about the FPS and SRG, contact:
 Institutional Strategy and Analysis (ISA)
 NC State University
studentsurveys@ncsu.edu

Prepared by: Megan Brinson, Graduate Extension Assistant