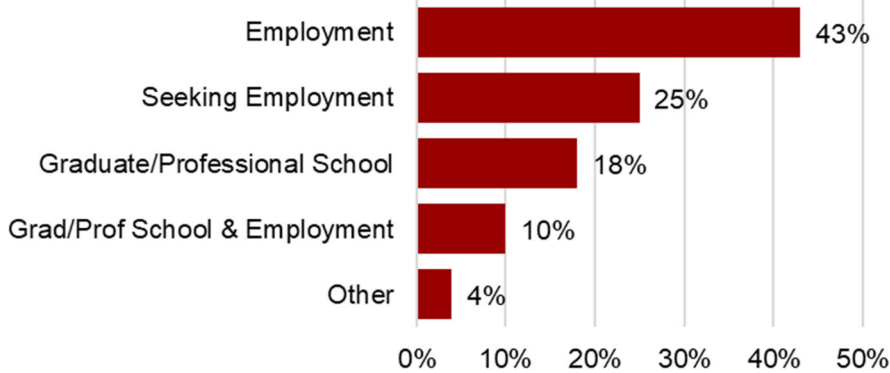


NC STATE UNIVERSITY

December 2023 Undergraduate Future Plans Survey – Fast Facts

Primary Plans after Graduation (N=579)



The Job Search (n=240)

- Of graduates starting new full-time employment:
 - 45% received more than one job offer
 - 35% received a signing bonus (median amount: \$6,250)
 - 23% received a relocation package

Employment Characteristics

- 88% of those beginning or continuing employment are full-time (vs. 12% part-time)
- Of those in full-time employment:
 - Average annual salary: \$62,919 (mean), \$66,250 (median)
 - 73% are working in North Carolina
 - 56% are working in the Triangle area (Raleigh, Durham, Chapel Hill)

Satisfaction with New Employment Position



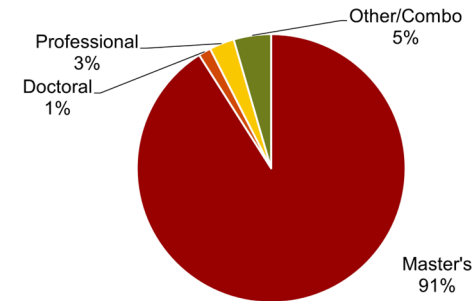
Employers Hiring the Most Graduates



Further Education (N=156)

- 98% pursuing another degree are attending their first choice school
- 97% are attending school in North Carolina
- 88% are attending NC State


Degree Seeking (N=67)



Career Preparation

- 65% participated in an internship while at NC State
- 60% used ePACK (NC State's online job and recruitment system)
- 57% attended a career fair while at NC State

Feeling of Preparation for Future Path



About the Data

- All data are from the December 2023 Future Plans Survey of graduating seniors
- 41% percent (579 out of 1,350) completed the FPS
- Methods and results are on the ISA website: go.ncsu.edu/fps.reports

For more information about the FPS, contact: Institutional Strategy and Analysis (ISA), studentsurveys@ncsu.edu

Prepared by: J Ehlinger, Survey Research Analyst