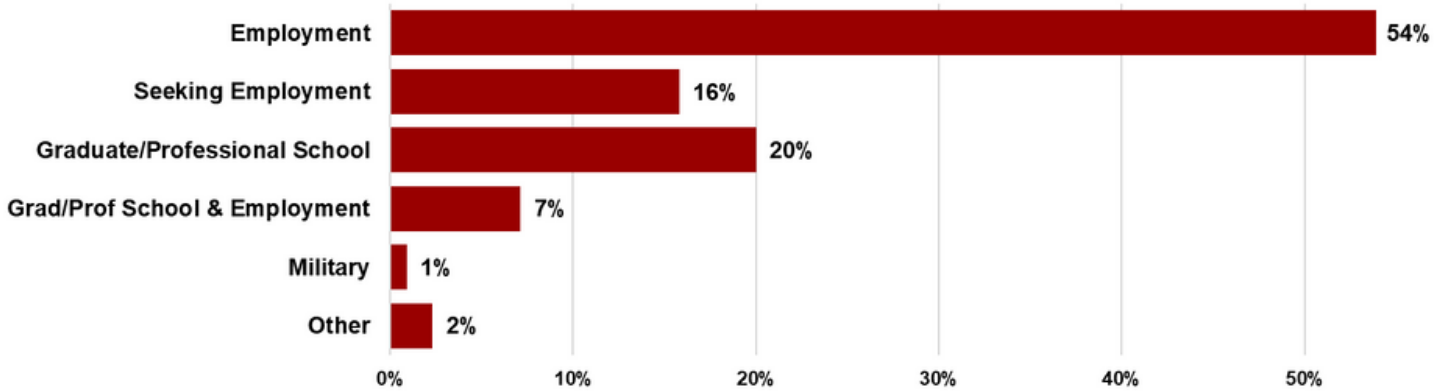


NC STATE UNIVERSITY

May 2022 Undergraduate Future Plans Survey Fast Facts

Primary Plans after Graduation



Employment Characteristics

- Over 9 in 10 graduates are employed full-time
- 71 percent of graduates are working in North Carolina
- Half are working in the Triangle area (e.g., Raleigh, Durham, Chapel Hill)

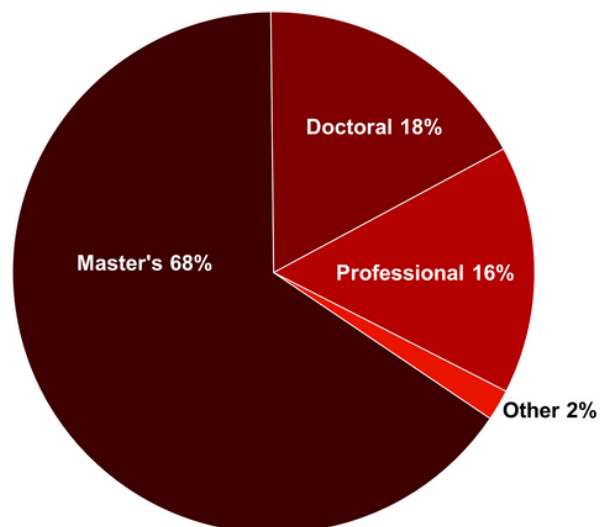
Compensation (full-time)

- Median salary: \$66,250
- Mean salary: \$62,024
- Received signing bonus: 31%
- Received company shares: 8%
- 3 in 10 of those continuing in a job held prior to graduation received both a salary increase and promotion/title change

Further Education

- Four in five graduates planning to pursue an advanced degree have been accepted to a program and know which institution they will be attending (81%)
- Over two-thirds are attending school in North Carolina (69%)
- Half will be attending NC State
- Top sources of funding/awards:
 - Scholarship (23%)
 - Teaching assistantship (15%)
 - Research assistantship (15%)

Degree Pursuing



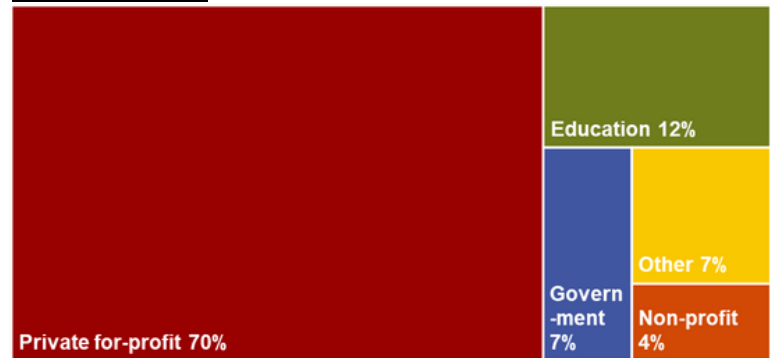
Top Employers Graduates are working at over 600 different companies in the US and abroad. Companies & organizations hiring the most graduates are:



The Job Search

- More than nine in ten graduates employed full-time started looking for a job 3+ months before graduation
- Eighty-four percent obtained their position one month or more before graduation
- Just over half received more than one job offer

Job Sector

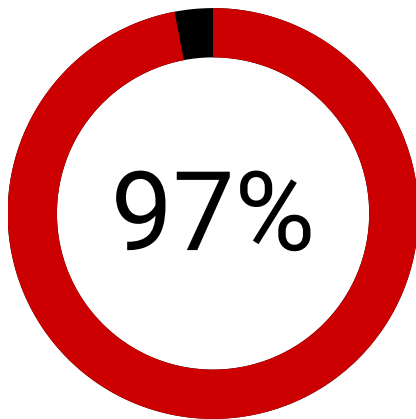


Career Preparation (all graduates)

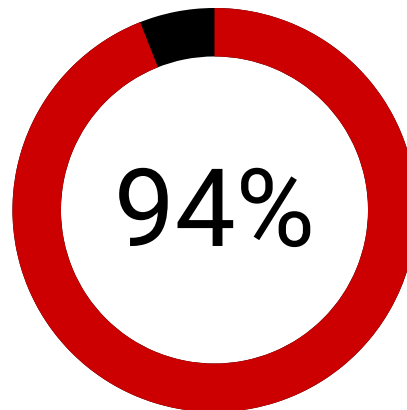
Participation in career preparation activities during undergraduate program at NC State:

- Internship: 62%
- Attended a career fair: 58%
- Visited a career center: 52%
- Research with faculty: 25%
- Job related to their major field of study: 20%

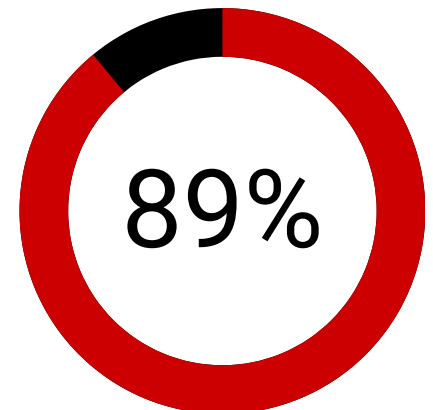
Overall Satisfaction and Preparation for Future Path



are very excited (67%) or fairly excited (30%) about what they are doing after completing their bachelor's degree



feel very prepared (48%) or somewhat prepared (46%) for their future career path



are very satisfied (43%) or satisfied (46%) with their overall undergraduate program experience

About the Data

- All data are from the May 2022 Future Plans Survey of graduating seniors
- Out of 4,197 baccalaureate graduates invited to take the survey, 1,761 completed the FPS for a response rate of 42%
- Additional reports on the survey methods and results can be found on the ISA website (go.ncsu.edu/fps.reports)

For more information about the FPS, contact: Institutional Strategy and Analysis (ISA), studentsurveys@ncsu.edu
Prepared by: Hannah McQueen, Assistant Director for Survey Research